C/A

OK
S.W.?
5/24/63

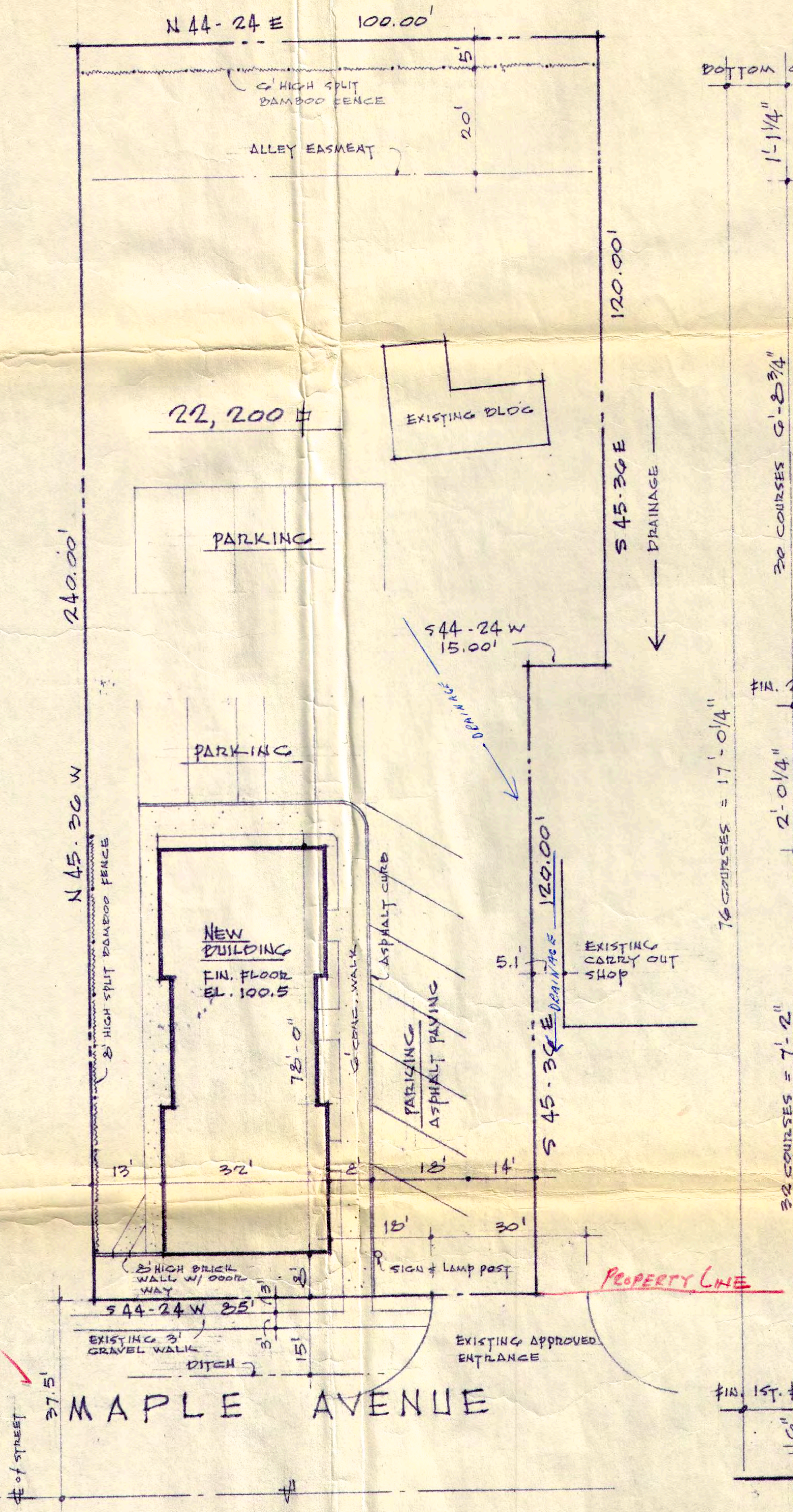
N 44-24 E
100.00'
5'
6' HIGH SPLIT BAMBOO FENCE
20'
ALLEY EASMEAT
120.00'
EXISTING BLDG
22,200 #
S 45-36 E
DRAINAGE
PARKING
240.00'
S44-24 W
15.00'
DRAINAGE
PARKING
N 45-36 W
8' HIGH SPLIT BAMBOO FENCE
NEW BUILDING
FIN. FLOOR EL. 100.5
78'-0"
6' CONC. WALK
ASPHALT CURB
PARKING
ASPHALT PAVING
120.00'
5.1'
DRAINAGE
EXISTING CARRY OUT SHOP
S 45-36 E
13'
32'
8'
18'
14'
18'
30'
8' HIGH BRICK WALL W/ DOOR-WAY
SIGN & LAMP POST
PROPERTY LINE
S44-24 W 85'
EXISTING 3' GRAVEL WALK
3'
3'
15'
DITCH
EXISTING APPROVED ENTRANCE
37.5'
MAPLE AVENUE
℄ of STREET

PLOT PLAN SCALE 1" = 20'

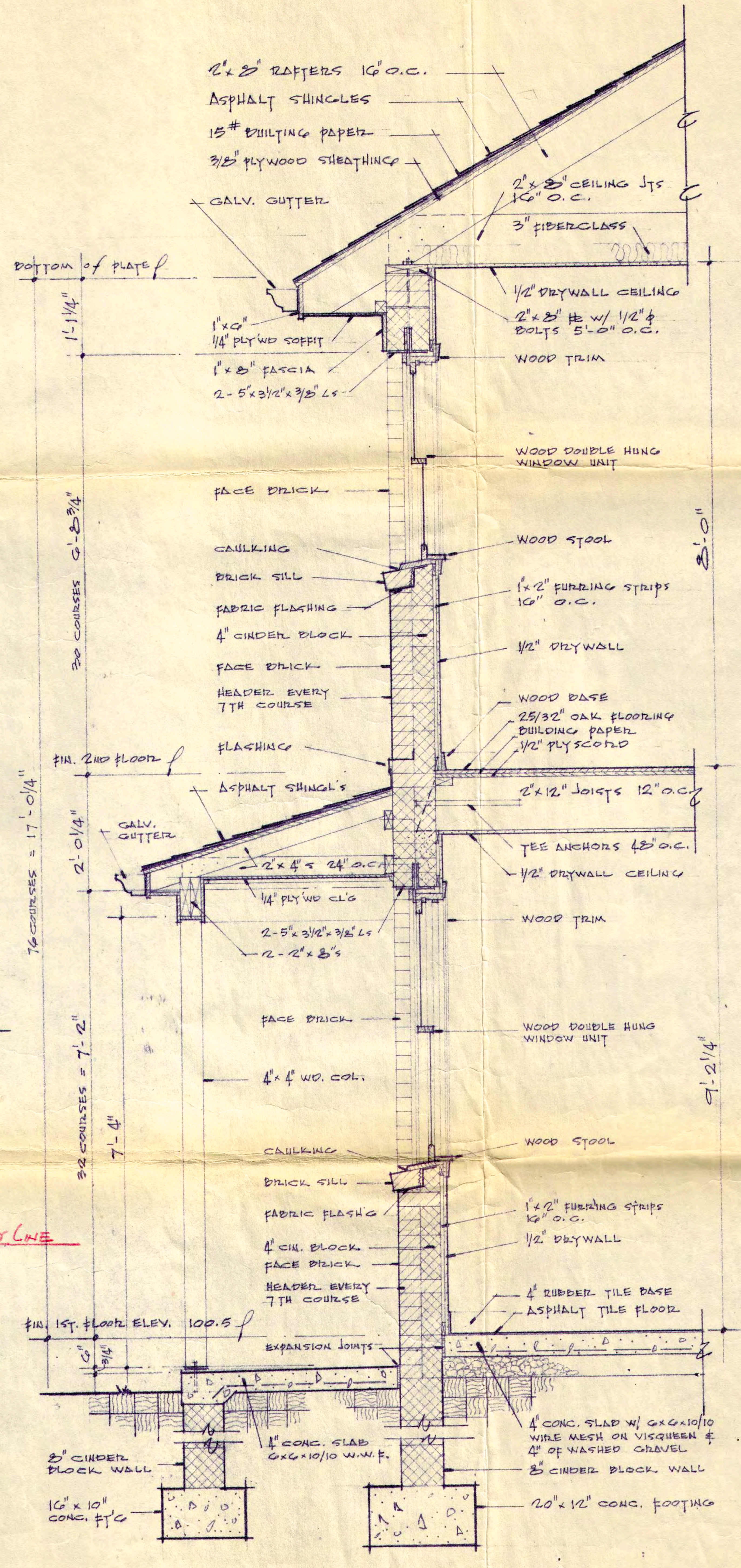
2"x 8" RAFTERS 16" O.C.
ASPHALT SHINGLES
15# BUILTING PAPER
3/8" PLYWOOD SHEATHING
GALV. GUTTER
2" x 8" CEILING JTS 16" O.C.
3" FIBERGLASS
BOTTOM of PLATE ℄
1/2" DRYWALL CEILING
2" x 8" ℞ w/ 1/2" ϕ BOLTS 5'-0" O.C.
1"x6"
1/4" PLY'WD SOFFIT
1'-1 1/4"
1" x 8" FASCIA
2 - 5" x 3 1/2" x 3/8" ∠s
WOOD TRIM
WOOD DOUBLE HUNG WINDOW UNIT
FACE BRICK
30 COURSES 6'-8 3/4"
8'-0"
CAULKING
WOOD STOOL
BRICK SILL
FABRIC FLASHING
1" x 2" FURRING STRIPS 16" O.C.
4" CINDER BLOCK
1/2" DRYWALL
FACE BRICK
HEADER EVERY 7TH COURSE
WOOD BASE
25/32" OAK FLOORING
BUILDING PAPER
1/2" PLYSCORD
FLASHING
FIN. 2ND FLOOR ℄
ASPHALT SHINGL'S
2" x 12" JOISTS 12" O.C.
76 COURSES = 17'-0 1/4"
GALV. GUTTER
2'-0 1/4"
2" x 4"s 24" O.C.
TEE ANCHORS 48" O.C.
1/4" PLY'WD CL'G
1/2" DRYWALL CEILING
2 - 5" x 3 1/2" x 3/8" ∠s
2 - 2" x 8"s
WOOD TRIM
FACE BRICK
WOOD DOUBLE HUNG WINDOW UNIT
32 COURSES = 7'-2"
4" x 4" WD. COL.
7'-4"
9'-2 1/4"
CAULKING
WOOD STOOL
BRICK SILL
FABRIC FLASH'G
1" x 2" FURRING STRIPS 16" O.C.
4" CIN. BLOCK
1/2" DRYWALL
FACE BRICK
HEADER EVERY 7TH COURSE
4" RUBBER TILE BASE
ASPHALT TILE FLOOR
FIN. 1ST. FLOOR ELEV. 100.5 ℄
6"
3/4"
EXPANSION JOINTS
4" CONC. SLAB W/ 6x6x10/10 WIRE MESH ON VISQUEEN & 4" OF WASHED GRAVEL
4" CONC. SLAB 6x6x10/10 W.W.F.
8" CINDER BLOCK WALL
8" CINDER BLOCK WALL
16" x 10" CONC. FT'G
20" x 12" CONC. FOOTING

SECTION (A) SCALE 3/4" = 1'-0"

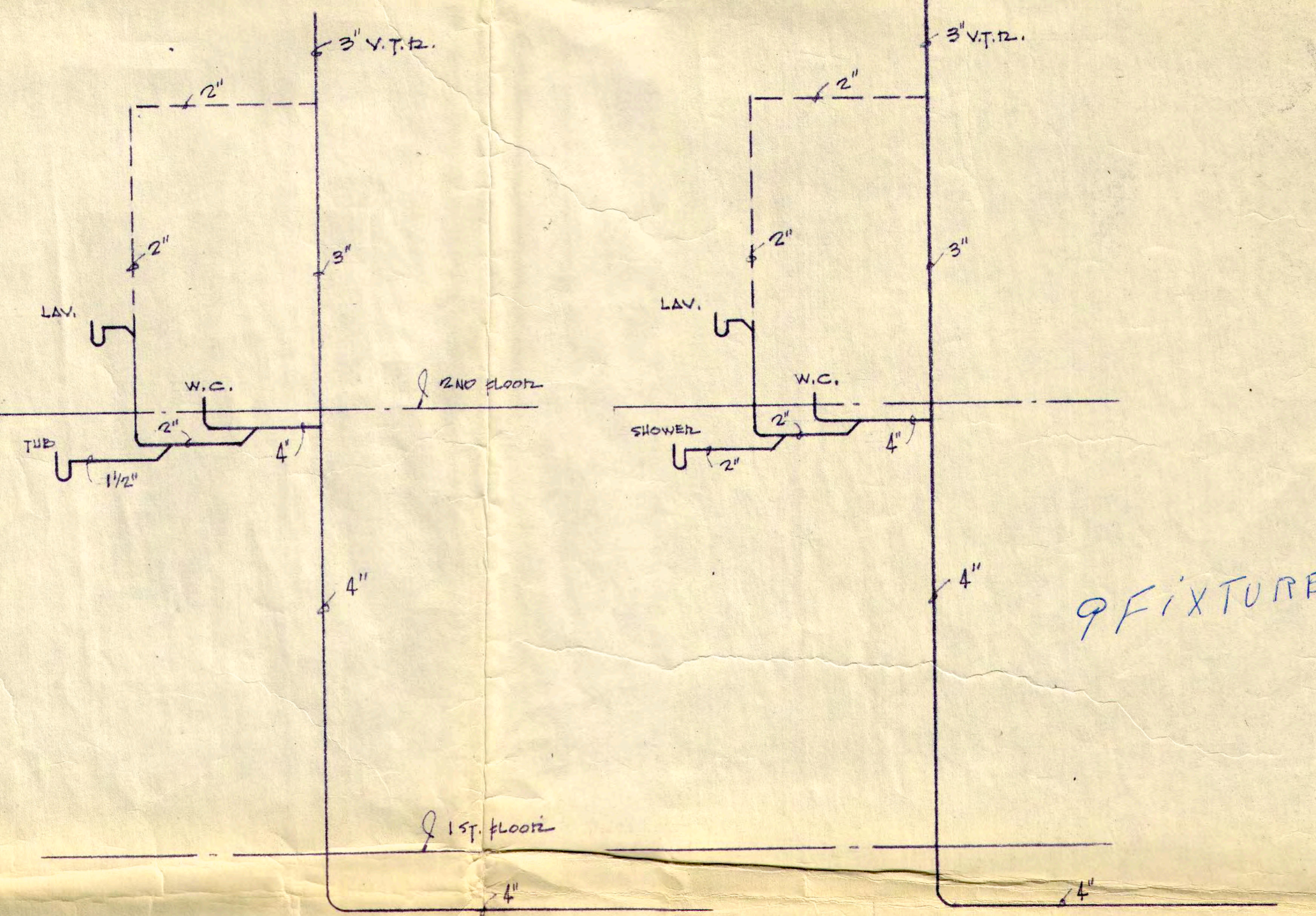
3" V.T.R.
2"
2"
3"
LAV.
W.C.
℄ 2ND FLOOR
TUB
2"
1 1/2"
4"
4"
℄ 1ST. FLOOR
4"
3" V.T.R.
2"
2"
3"
LAV.
W.C.
SHOWER
2"
2"
4"
4"
4"

9 FIXTURES

2 for TUB PLUMBING

1 for SHOWER PLUMBING

PLUMBING DIAGRAMS NO SCALE

55
34.5
47
2415
1380
1621.5

28
53
84
145
534

APPROVED
DEPT. OF PUBLIC WORKS
TOWN OF VIENNA, VA.
By R.F. Durham
Date 5-27-63

938-2700

PICKETT · SIESS & HOOK, A.I.A.
ARCHITECTS
150 WEST BROAD ST., FALLS CHURCH, VA.

OFFICE BUILDING
for
HUGH McDIARMID
VIENNA VIRGINIA

5/23/63

1 of 3