



RUST | ORLING
ARCHITECTURE

1215 CAMERON STREET
ALEXANDRIA, VA
22314

T - 703.836.3205
F - 703.548.4779
admin@rustorling.com
www.rustorling.com



Field & Tung
Structural Engineers
1210 18th Street NW
Third Floor
Washington, DC 20036
202.760.2270

CADENCE AT PARK
VIENNA, VIRGINIA

20.014

REVISIONS

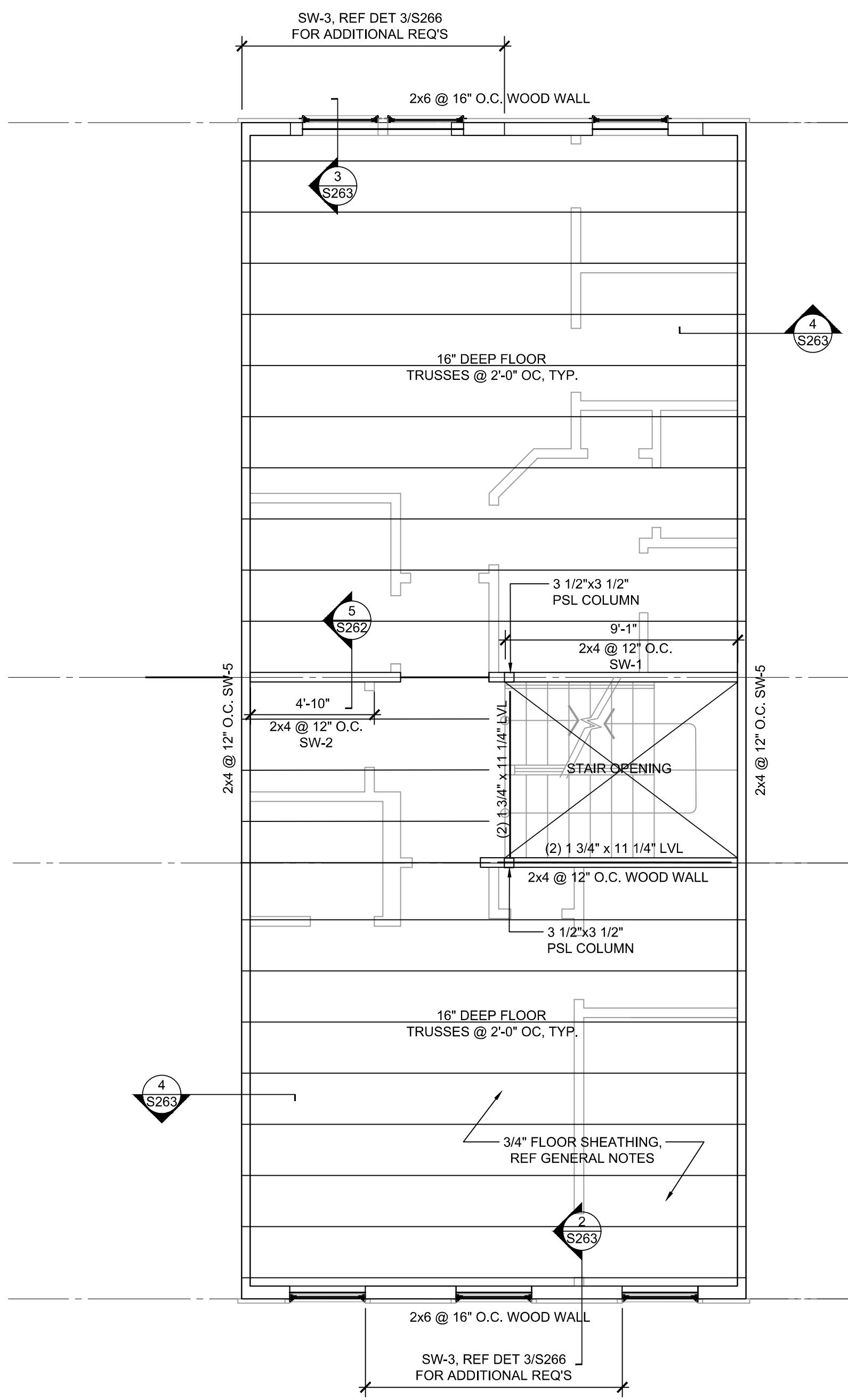
DATE	DESCRIPTION

FOR PERMIT
12.09.20

**SECOND FLOOR
FRAMING PLANS**

SHEET NO.

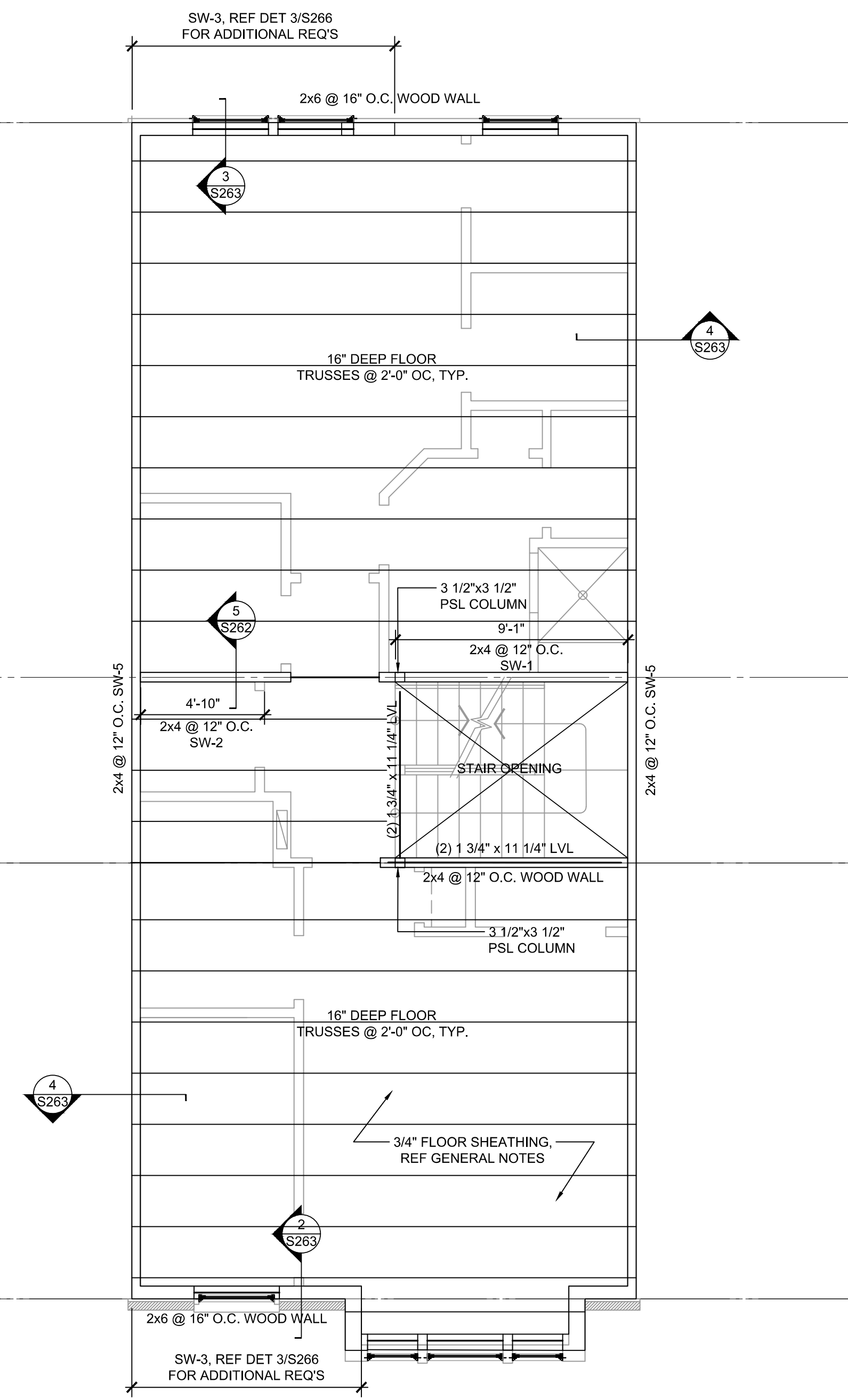
S102



1 UNIT A SECOND FLOOR FRAMING PLAN
1/4"=1'-0"

- PLAN NOTES:**
- VERIFY ALL DIMENSIONS AND EXISTING CONDITIONS AND OPENINGS WITH ARCH / MECH DWGS.
 - REFERENCE ARCH / MEP DRAWINGS FOR ADDITIONAL DIMENSIONS, DEMOLITION, FINISHES, ETC AND INFORMATION NOT SHOWN TO COORDINATE STRUCTURAL WORK.
 - INSTALL TEMPORARY SHORING AND BRACING AS REQUIRED TO MAINTAIN INTEGRITY OF STRUCTURE. NECESSARY TEMPORARY SUPPORTS ARE NOT LIMITED TO SUGGESTED LOCATIONS AND CONFIGURATION SHOWN IN DOCUMENTS.

WOOD SHEAR WALL SCHEDULE				
MARK	END CHORDS	FACE 1	FACE 2	HOLDDOWN
SW-1	(2)2X4	15/32" WOOD STRUCTURAL PANELS, BLOCKED, W/ 10d NAILS @ 6" OC PANEL EDGE SPACING	N/A	(1) HDU4-SDS2.5 W/ (1) 5/8" DIA ANCHORS W/ 4" MIN EMBED
SW-2	(2)2X4	15/32" WOOD STRUCTURAL PANELS, BLOCKED, W/ 10d NAILS @ 4" OC PANEL EDGE SPACING	N/A	(1) HDU8-SDS2.5 W/ (1) 7/8" DIA ANCHORS W/ 6" MIN EMBED
SW-3	(3)2X4	15/32" WOOD STRUCTURAL PANELS, BLOCKED, W/ 10d NAILS @ 3" OC PANEL EDGE SPACING	N/A	(2) HDU8-SDS2.5 W/ (2) 7/8" DIA ANCHORS W/ 8" MIN EMBED
SW-4	(4)2X4	15/32" WOOD STRUCTURAL PANELS, BLOCKED, W/ 10d NAILS @ 3" OC PANEL EDGE SPACING	N/A	(2) HDU11-SDS2.5 W/ (2) 1" DIA ANCHORS W/ 12" MIN EMBED
SW-5	(2)2X4	1/2" GYPSUM WALLBOARD, BLOCKED, W/ 5d NAILS @ 4" OC PANEL EDGE SPACING	N/A	(1) HDU4-SDS2.5 W/ (1) 5/8" DIA ANCHORS W/ 4" MIN EMBED

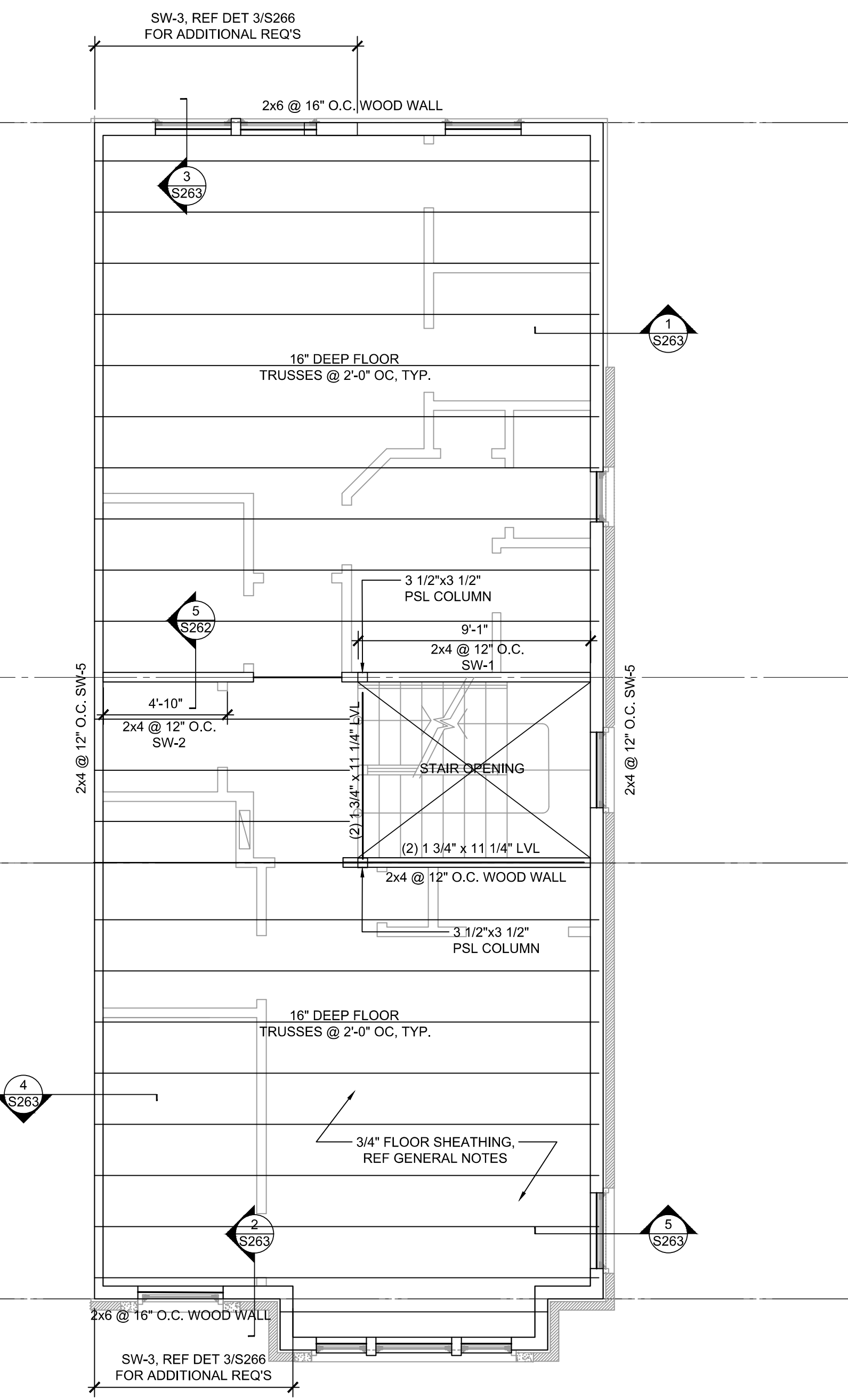


2 UNIT B SECOND FLOOR FRAMING PLAN
1/4"=1'-0"

- PLAN NOTES:**
- VERIFY ALL DIMENSIONS AND EXISTING CONDITIONS AND OPENINGS WITH ARCH / MECH DWGS.
 - REFERENCE ARCH / MEP DRAWINGS FOR ADDITIONAL DIMENSIONS, DEMOLITION, FINISHES, ETC AND INFORMATION NOT SHOWN TO COORDINATE STRUCTURAL WORK.
 - INSTALL TEMPORARY SHORING AND BRACING AS REQUIRED TO MAINTAIN INTEGRITY OF STRUCTURE. NECESSARY TEMPORARY SUPPORTS ARE NOT LIMITED TO SUGGESTED LOCATIONS AND CONFIGURATION SHOWN IN DOCUMENTS.

SILL PLATE ANCHORAGE SCHEDULE		
SHEARWALL	BASE MATERIAL & ANCHOR REQMENTS (MAX SPACING)	
TAG	WOOD	CONCRETE (TITEN HD OPTION)
SW-1	3 - (0.131"x3.25" LG) COMMON NAILS	5/8" DIA CAST-IN TITEN HD @ 36" O.C.
SW-2	4 - (0.131"x3.25" LG) COMMON NAILS	5/8" DIA CAST-IN TITEN HD @ 24" O.C.
SW-3	5 - (0.131"x3.25" LG) COMMON NAILS	5/8" DIA CAST-IN TITEN HD @ 24" O.C.
SW-4	5 - (0.131"x3.25" LG) COMMON NAILS	5/8" DIA CAST-IN TITEN HD @ 12" O.C.
SW-5	2 - (0.131"x3.25" LG) COMMON NAILS	5/8" DIA CAST-IN TITEN HD @ 48" O.C.

- NOTES:**
- REFERENCE SECTIONS AND DETAILS FOR FURTHER REQ'S.
 - SW-1 ATTACHMENT REQMENTS APPLICABLE TO ALL EXT WALLS.



3 UNIT C SECOND FLOOR FRAMING PLAN
1/4"=1'-0"

- PLAN NOTES:**
- VERIFY ALL DIMENSIONS AND EXISTING CONDITIONS AND OPENINGS WITH ARCH / MECH DWGS.
 - REFERENCE ARCH / MEP DRAWINGS FOR ADDITIONAL DIMENSIONS, DEMOLITION, FINISHES, ETC AND INFORMATION NOT SHOWN TO COORDINATE STRUCTURAL WORK.
 - INSTALL TEMPORARY SHORING AND BRACING AS REQUIRED TO MAINTAIN INTEGRITY OF STRUCTURE. NECESSARY TEMPORARY SUPPORTS ARE NOT LIMITED TO SUGGESTED LOCATIONS AND CONFIGURATION SHOWN IN DOCUMENTS.