

Existing Signage



Proposed Signage - Front Elevation



ALL SIZING SHOWN IS SCALED FROM PRELIMINARY INFORMATION  
TO BE VERIFIED BY TECHNICAL SURVEY

Existing Signage



Proposed Signage - Side Elevation



7'-0" FROM GRADE  
TO BOTTOM OF AWNING

ALL SIZING SHOWN IS SCALED FROM PRELIMINARY INFORMATION  
TO BE VERIFIED BY TECHNICAL SURVEY

Customer Approval _____	Date _____
Landlord Approval _____	Date _____

DATE: 06/12/18	DRAWN BY: DRR
PROJECT: Nothing Bundt Cakes	ACCT EXEC: J. DiNunzio
ADDRESS: 129 Maple Ave W.	PROJECT MGR: S. Moore
City/State: Vienna VA 22180	DRAWING #: D2246 R5



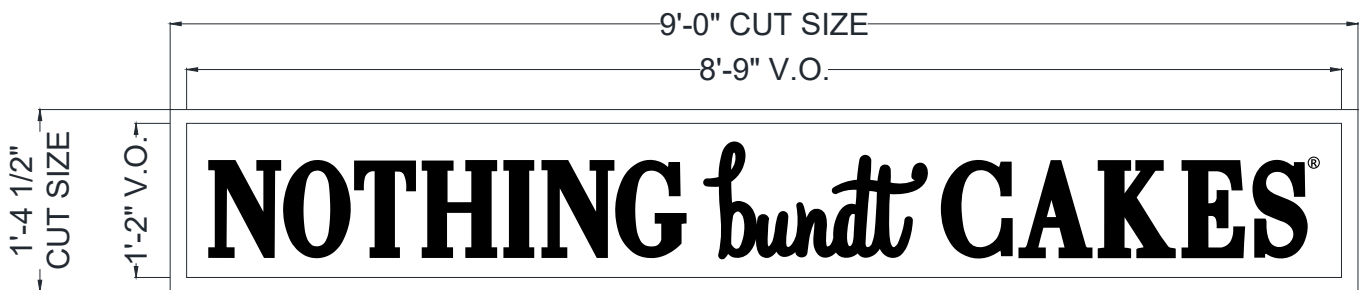
Existing Signage



Proposed Signage - Pylon Sign



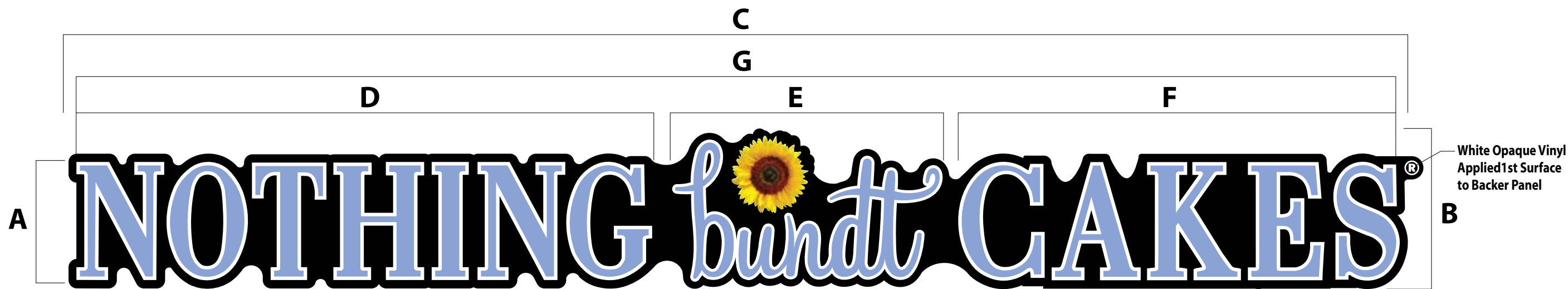
Qty: 2 - Replacement Tenant Panels



ALL SIZING SHOWN IS SCALED FROM PRELIMINARY INFORMATION  
TO BE VERIFIED BY TECHNICAL SURVEY

Customer Approval _____	Date _____
Landlord Approval _____	Date _____

DATE:	06/12/18	DRAWN BY:	DRR
PROJECT:	Nothing Bundt Cakes	ACCT EXEC:	J. DiNunzio
ADDRESS:	129 Maple Ave W.	PROJECT MGR:	S. Moore
City/State:	Vienna VA 22180	DRAWING #:	D2246 R5



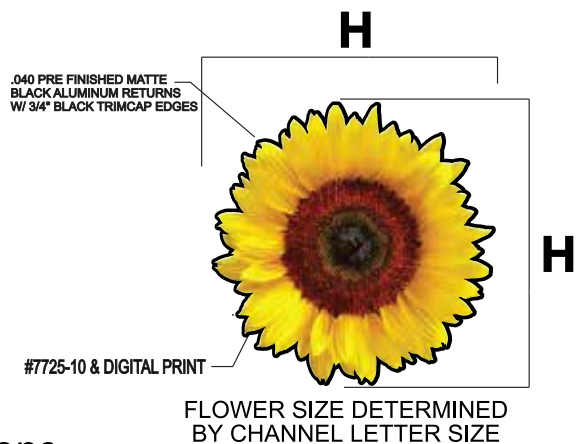
Qty: 1 - Front Elevation  
Illuminated Raceway Mounted Blue Channel Letters  
Mounted on Black Backer Panel  
(Brightness - 30 Lumens)

Channel Letter Specifications

SIGN TYPE:	"NOTHING BUNDT CAKE" ILLUMINATED CHANNEL LETTERS
SIGN FACE:	.177" 7328 WHITE MODIFIED ACRYLIC
VINYL:	3M TRANSLUCENT #3630-317
TRIM CAP:	BLACK
RETURNS:	BLACK
LIGHTING:	Principal Qwik Mod 2 LED
MOUNTING:	1/8" pre painted gloss black acm backer panel Mounted to 5" x 3 1/2" raceway

"FLOWER" Specifications

SIGN TYPE:	"NOTHING BUNDT CAKE" FLOWER
SIGN FACE:	.177" 7328 WHITE MODIFIED ACRYLIC
VINYL:	Digital Print on #7725-10
TRIM CAP:	BLACK
RETURNS:	BLACK
LIGHTING:	Principal Qwik Mod 2 LED
MOUNTING:	MOUNTED W/ FASTENERS TO SUIT



.040 PRE FINISHED MATTE  
BLACK ALUMINUM RETURNS  
WITH 1" BLACK TRIMCAP EDGES  
ALLANSON VARIABLE  
60 watt Power Supplies

FABRICATED ALUMINUM  
RACEWAY WITH DISCONNECT  
(PTM BUILDING COLOR)

MOUNTING HARDWARE TO  
SUIT WALL

PRINCIPAL QWIK MOD 2 LED

.177" 7328 WHITE ACRYLIC  
3M TRANSLUCENT  
#3630-317, #7725-10  
(LETTERS)  
DIGITAL PRINT "FLOWER"

1/2" EMT OR FLEX CONDUIT

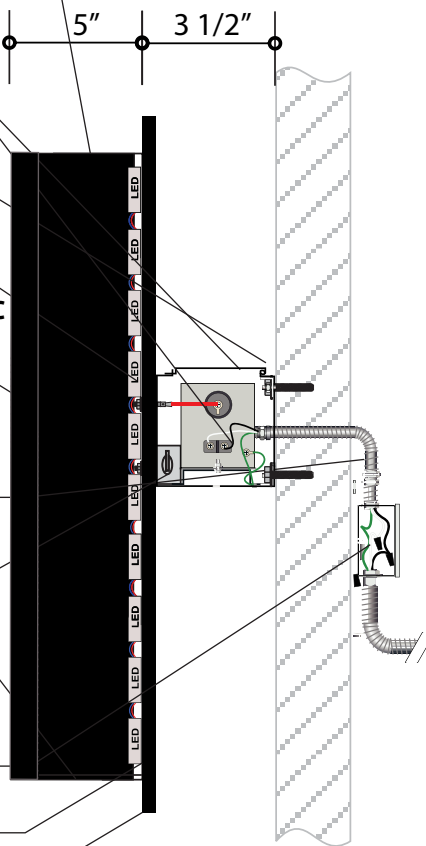
DISCONNECT SWITCH  
(1 PER CIRCUIT)

1/4" DIA. DRAIN HOLE WITH  
LIGHT BAFFLE (2 PER LETTER)

JBOX (BY OTHERS)

3mm ACM BACKS

1/8" PRE PAINTED GLOSS  
BLACK ACM BACKER PANEL

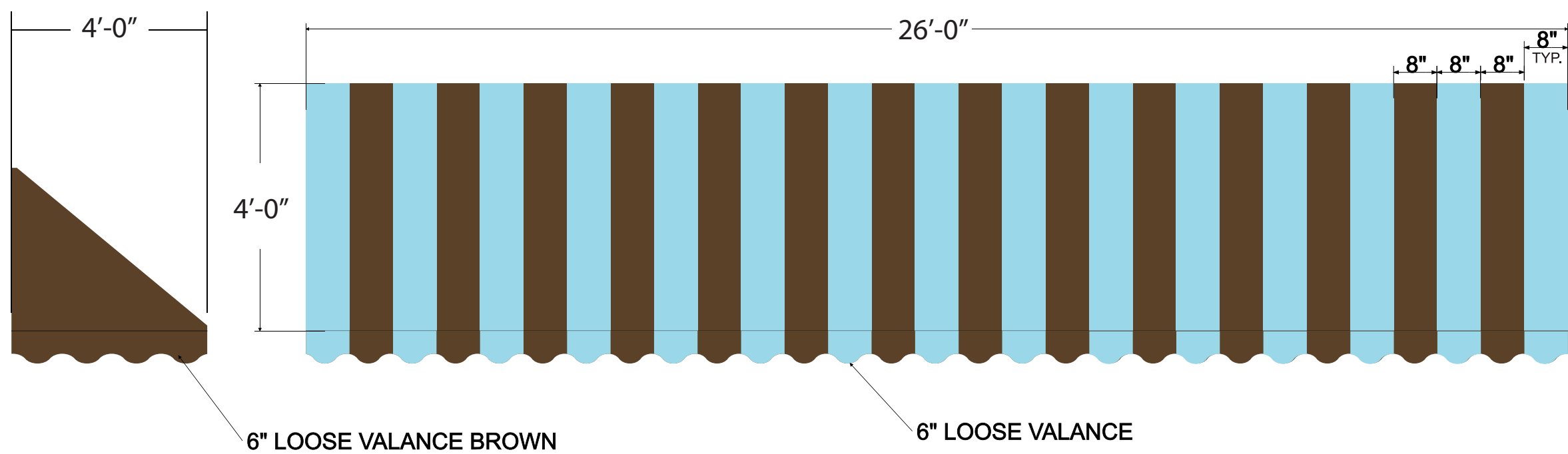


ALL SIZING SHOWN IS SCALED FROM PRELIMINARY INFORMATION  
TO BE VERIFIED BY TECHNICAL SURVEY

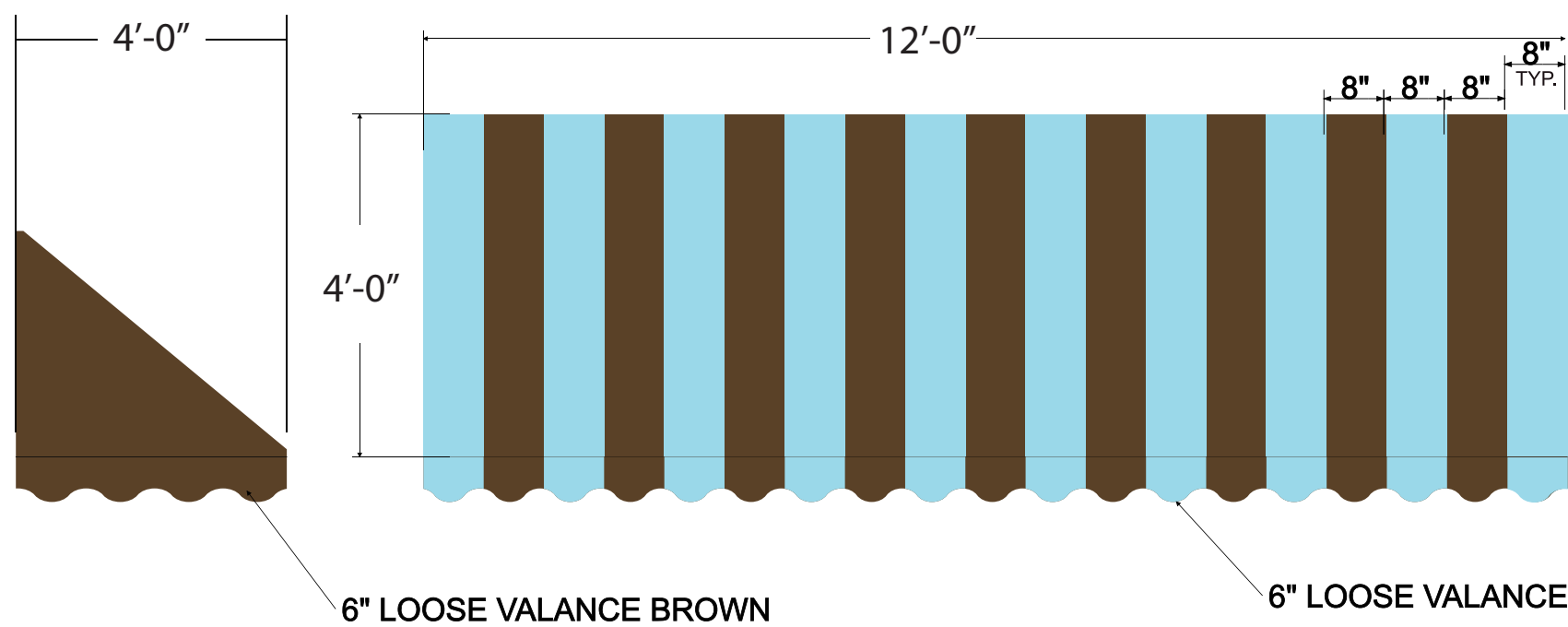
Customer Approval \_\_\_\_\_ Date \_\_\_\_\_

Landlord Approval \_\_\_\_\_ Date \_\_\_\_\_

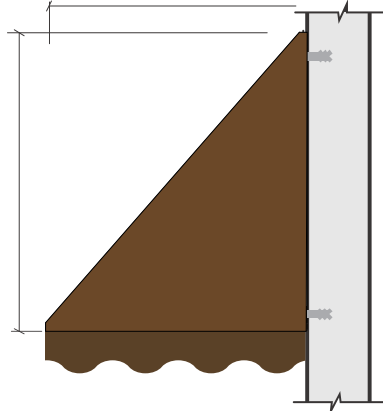
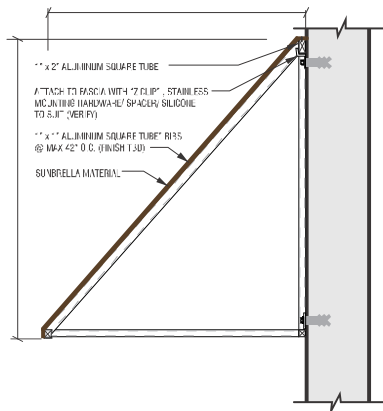
Qty: 1 - Fabric Awning With Closed Ends - Front Elevation



Qty: 1 - Fabric Awning With Closed Ends - Side Elevation



AWNING:	FABRIC / CLOSED ENDS
AWNING TYPE:	SHED STYLE W/ 6" LOOSE VALANCE
MANUF.:	"SUNBRELLA" 6021 TRUE BROWN W/ 3M 3630-317 EVENING BLUE LAMINATED TO WHT. OPAQUE
FRAMING:	FINISH TBD
MOUNTING:	MOUNT TO BULKHEAD OVER GLAZING



ALL SIZING SHOWN IS SCALED FROM PRELIMINARY INFORMATION  
TO BE VERIFIED BY TECHNICAL SURVEY

Customer Approval _____	Date _____
Landlord Approval _____	Date _____