


| | |
|-----------------|---|
| SIGN A | 22" Chipotle |
| Type: | Channel letters on a backer panel w/frame |
| Illumination: | Internally Illuminated LED |
| Square Footage: | 71.68 |
| To Grade: | Top of sign to grade = 23'-6" Bottom of sign to grade = 20'-0" |



| | |
|-----------------|---|
| SIGN A | 22" Chipotle |
| Type: | Channel letters on a backer panel w/frame |
| Illumination: | Internally Illuminated LED |
| Square Footage: | 71.68 |
| To Grade: | Top of sign to grade = 23'-6" Bottom of sign to grade = 20'-0" |





Front Elevation (Northwest)
Scale: 3/32" = 1'




Existing

| | |
|---|-------|
| Allowable Square Footage this Elevation: | 95.33 |
| Formula: 2 square feet for each linear foot | |
| Actual Square Footage this Elevation: | 71.68 |

| | | | | | | |
|--|--------------------------------|---------------|------------|----------------------------------|----|--|
|  | Client: Chipotle | REVISION INFO | 06/18/2018 | Original Renderings | ES | This rendering is the property of Anchor Sign, Inc. It is for the exclusive use of Anchor Sign, Inc. and the party which requested the rendering. It is an unpublished original drawing not to be distributed, reproduced or exhibited without the consent of Anchor Sign, Inc. Please contact your account manager with questions regarding this statement. |
| | Site #: CL-45-506 | | 06/27/2018 | Updated Allowable SF and Formula | LC | |
| | Address: 213 Maple Avenue East | | 07/05/2018 | Updated Sign A | GC | |
| | Vienna, VA, 22180 | | 09/27/2018 | Updated Door Vinyl and Amps | LC | |
| | Vienna | | | | | |
| | | | | | | |
| | | | | | |  1 . 8 0 0 . 2 1 3 . 3 3 3 1 |


| | |
|------------------------|---|
| SIGN A | 22" Chipotle |
| Type: | Channel letters on a backer panel w/frame |
| Illumination: | Internally Illuminated LED |
| Square Footage: | 71.68 |
| To Grade: | Top of sign to grade = 23'-6" Bottom of sign to grade = 20'-0" |




| |
|--|
| Electrical Detail: |
| White LEDs (2) GEPS12-60 60w Transformer Total Amps: 1.3 (1) 20 amp 120V Circuit Req. |
|  |

| |
|--|
| General Notes: |
| This sign is to be installed in accordance with the requirements of Article 600 of the National Electrical Code. |
| 1) Grounded and bonded per NEC 600.7/NEC 250 |
| 2) Existing branch circuit in compliance with NEC 600.5, not to exceed 20 amps |
| 3) Sign is to be UL listed per NEC 600.3 |
| 4) UL disconnect switch per NEC 600.6- required per sign component before leaving manufacturer* |
| *For multiple signs, a disconnect is permitted but not required for each section |

| |
|---|
| Specifications: |
| 1. Existing Facade: Stucco / Plywood / Metal Studs |
| 2. 0.040" Aluminum returns painted to match painted to match PMS 4625 C Adobo Brown. |
| 3. 1" Brown trim cap |
| 4. 3mm Signabond Lite composite backs (interior of sign can painted ultra white for maximum illumination). |
| 5. White LEDs |
| 6. 3/16" #2447 White Acrylic (faces) / .040 F.C.O. overlay (Pepper) painted to match PMS 4625 C Adobo Brown |
| 7. Disconnect switch UL Outdoor rated toggle type w/ neoprene boot per NEC 600-6 |
| 8. Primary electrical feed in UL conduit / customer supplied UL junction box |
| 9. LED Power Supplies |
| 10. 1/8" Aluminum face attached to frame with high bond adhesive and painted to match PMS 4625 C Adobo Brown (Pepper) and PMS 484 C Roasted Red (Letters). 1/8" Aluminum ends/corners welded to face and painted to match coordinating face color |
| 11. 2 1/2" x 2 1/2" Aluminum tubing frame (top to have rectangular holes cut for service access w/ .090" aluminum lid & gasket) exposed surfaces painted to match: PMS 4625 C Adobo Brown (Pepper) and PMS 484 C Roasted Red (Letters) |
| 12. #10 Tek screws w/ fender washers |
| 13. Heyco cap painted to match coordinating face color |
| 14. Mounting hardware: 3/8" Large Diameter Tapcons |

| | |
|--|--------------------------------|
|  | Client: Chipotle |
| | Site #: CL-45-506 |
| | Address: 213 Maple Avenue East |
| | Vienna, VA, 22180 |
| | Vienna |

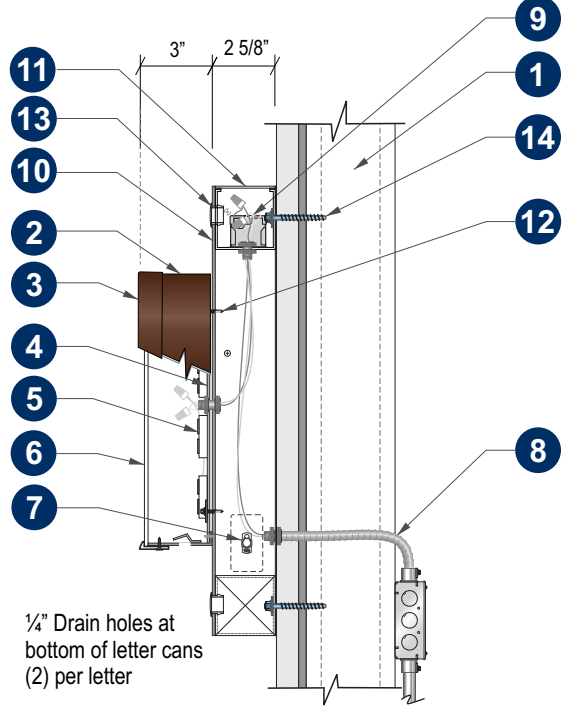
| | | | |
|---------------|------------|----------------------------------|----|
| REVISION INFO | 06/18/2018 | Original Renderings | ES |
| | 06/27/2018 | Updated Allowable SF and Formula | LC |
| | 07/05/2018 | Updated Sign A | GC |
| | 09/27/2018 | Updated Door Vinyl and Amps | LC |
| | | | |

| |
|--|
| This rendering is the property of Anchor Sign, Inc. It is for the exclusive use of Anchor Sign, Inc. and the party which requested the rendering. It is an unpublished original drawing not to be distributed, reproduced or exhibited without the consent of Anchor Sign, Inc. Please contact your account manager with questions regarding this statement. |
|  1.800.213.3331 |



SIGN TYPE **B-3**

Sign Layout Detail
Scale: 3/8" = 1'-0"



Section @ Pepper/ Chipotle
Backer frame
Scale: N.T.S.