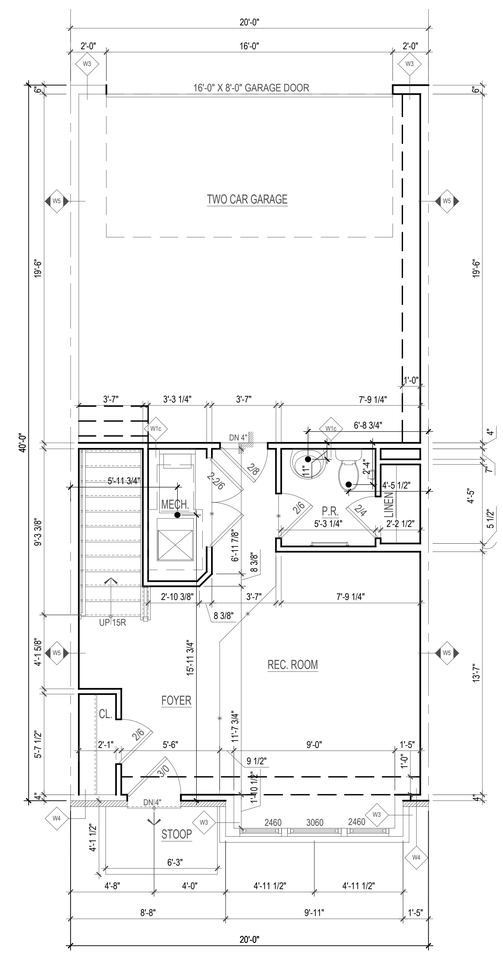

1
A-100

GROUND WORKS PLAN

SCALE: 1/8"=1'-0"

NVP060cA100

GROUND FLOOR FINISHED AREA = 389.16 SQ. FT.
GARAGE AREA = 400.00 SQ. FT.
MECHANICAL AREA = 30.67 SQ. FT.

ARCHITECT:

lessard DESIGN

8521 Leesburg Pike
Suite 700 | Vienna, VA 22182
P:571.830.1800 | F:571.830.1801
www.lessarddesign.com

SEAL & SIGNATURE:

OWNER:

NVR
3926 PENDER DR.
STE. 200
FAIRFAX, VA 22030
703.259.6872
GLENN SUTTER

CONSULTANTS:

STRUCTURAL:
ALLIANCE ENGINEERS
12355 SUNRISE VALLEY DRIVE
SUITE 220
RESTON, VA 20191
703-749-7941
ABDI FARRAH
abdi@allianceengineers.com

VIENNA MARKET TOWNHOMES
VIENNA, VA

FLOOR PLANS

NO	ISSUE/REVISION	DATE
	ISSUE FOR PERMIT	

PROJECT No:	NVR.060C.00d
FILE NAME:	NVP060cA100.dwg
DRAWN BY:	KS
CHECKED BY:	BS
PLOT DATE:	Mar. 18, 19

A-100

©2016 LESSARD DESIGN INC. EXPRESSLY RESERVES ITS COMMON LAW COPYRIGHT AND OTHER PROPERTY RIGHTS IN THESE PLANS. THESE PLANS ARE NOT TO BE REPRODUCED, CHANGED OR COPIED IN ANY FORM OR MANNER WHATSOEVER, NOR ARE THEY TO BE ASSIGNED TO ANY THIRD PARTY, WITHOUT FIRST OBTAINING THE EXPRESS WRITTEN PERMISSION AND CONSENT OF LESSARD DESIGN INC.

Plot By: cvarela

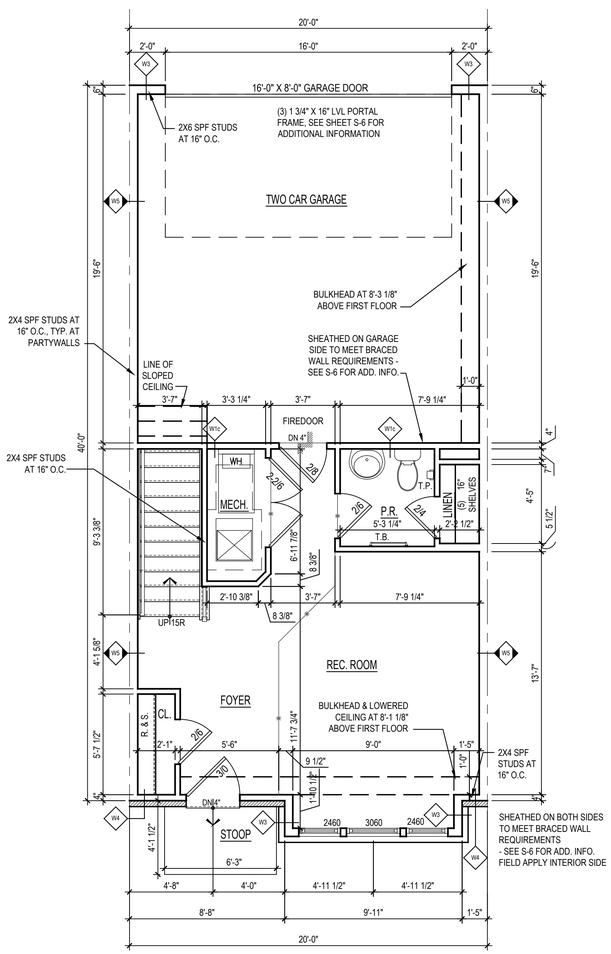

3 A-101 STANDARD FIRST FLOOR PLAN

SCALE: 1/8"=1'-0" NVP060cA101

GROUND FLOOR FINISHED AREA = 389.16 SQ. FT.
GARAGE AREA = 400.00 SQ. FT.
MECHANICAL AREA = 30.67 SQ. FT.

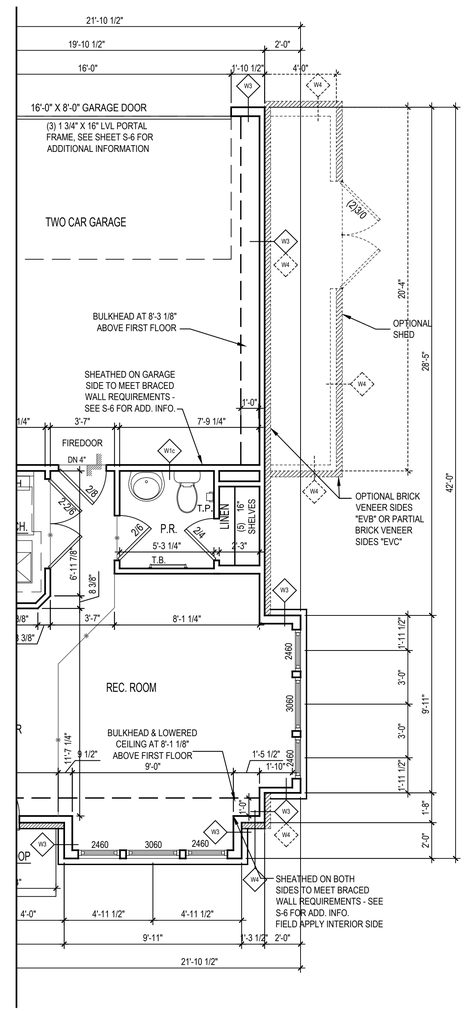

2 A-101 STD. PLAN @ END UNIT

SCALE: 1/8"=1'-0" NVP060cA101

@ELEV #1, #2, #5 & #8

GROUND FLOOR FINISHED AREA = 406.50 SQ. FT.
GARAGE AREA = 397.50 SQ. FT.
MECHANICAL AREA = 30.67 SQ. FT.

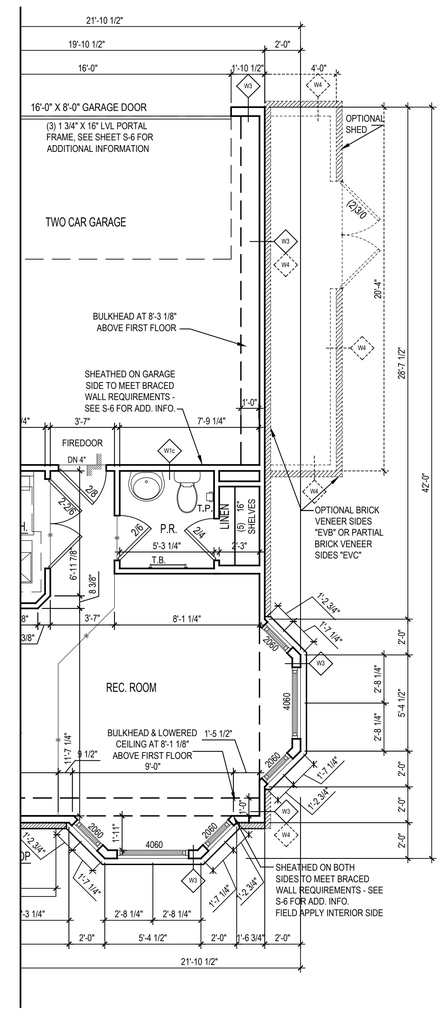

1 A-101 STD. PLAN @ END UNIT

SCALE: 1/8"=1'-0" NVP060cA101

@ELEV #4 & #6

GROUND FLOOR FINISHED AREA = 396.33 SQ. FT.
GARAGE AREA = 397.50 SQ. FT.
MECHANICAL AREA = 30.67 SQ. FT.

ARCHITECT:

lessard DESIGN

8521 Leesburg Pike
Suite 700 | Vienna, VA 22182
P:571.830.1800 | F:571.830.1801
www.lessarddesign.com

SEAL & SIGNATURE:

OWNER:

NVR
3926 PENDER DR.
STE. 200
FAIRFAX, VA 22030
703.259.6872
GLENN SUTTER

CONSULTANTS:

STRUCTURAL:
ALLIANCE ENGINEERS
12355 SUNRISE VALLEY DRIVE
SUITE 220
RESTON, VA 20191
703-749-7941
ABDI FARRAH
abdi@allianceengineers.com

VIENNA MARKET TOWNHOMES
VIENNA, VA

FLOOR PLANS

NO	ISSUE/REVISION	DATE
	ISSUE FOR PERMIT	

PROJECT No:	NVR.060C.000
FILE NAME:	NVP060cA101.dwg
DRAWN BY:	RS
CHECKED BY:	RS
PLOT DATE:	Mar. 18, 19

A-101

©2018 LESSARD DESIGN, INC. EXPRESSLY RESERVES ITS COMMON LAW COPYRIGHT AND OTHER PROPERTY RIGHTS IN THESE PLANS. THESE PLANS ARE NOT TO BE REPRODUCED, CHANGED OR COPIED IN ANY FORM OR MANNER WHATSOEVER, NOR ARE THEY TO BE ASSIGNED TO ANY THIRD PARTY, WITHOUT FIRST OBTAINING THE EXPRESS WRITTEN PERMISSION AND CONSENT OF LESSARD DESIGN INC.

Plot By: cvarela

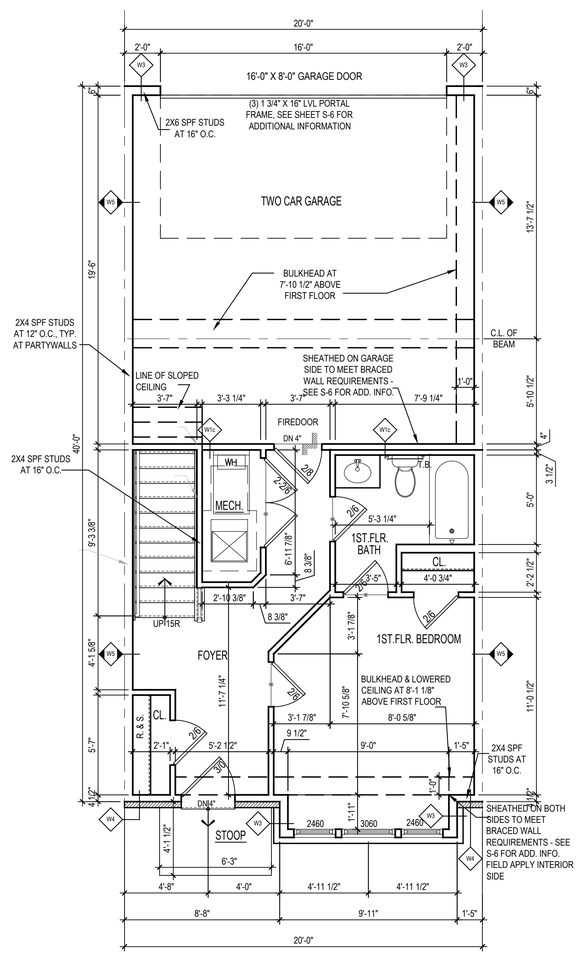

3 A-101a ALT. FIRST FLOOR PLAN

SCALE: 1/8"=1'-0" NVP060cA101

GROUND FLOOR FINISHED AREA = 389.16 SQ. FT.
GARAGE AREA = 400.00 SQ. FT.
MECHANICAL AREA = 30.67 SQ. FT.

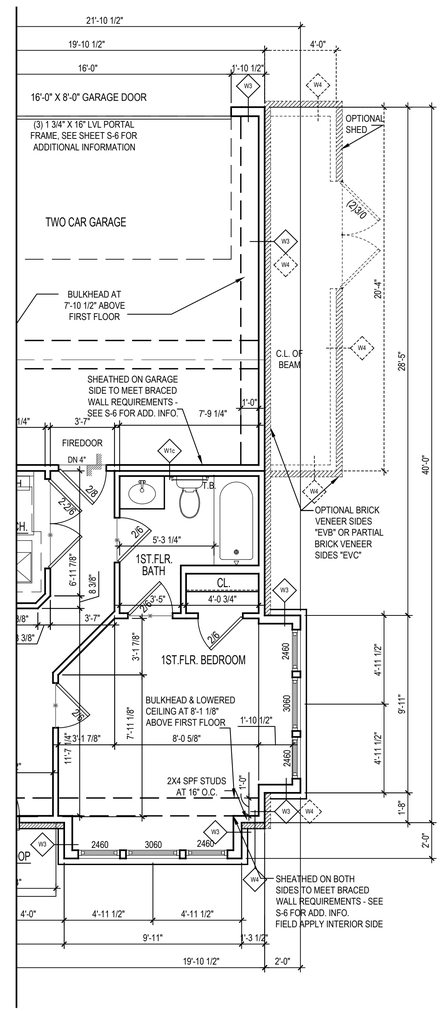

2 A-101a ALT. PLAN @ END UNIT

SCALE: 1/8"=1'-0" NVP060cA101
@ELEV #1, #2, #5 & #8

GROUND FLOOR FINISHED AREA = 406.50 SQ. FT.
GARAGE AREA = 397.50 SQ. FT.
MECHANICAL AREA = 30.67 SQ. FT.

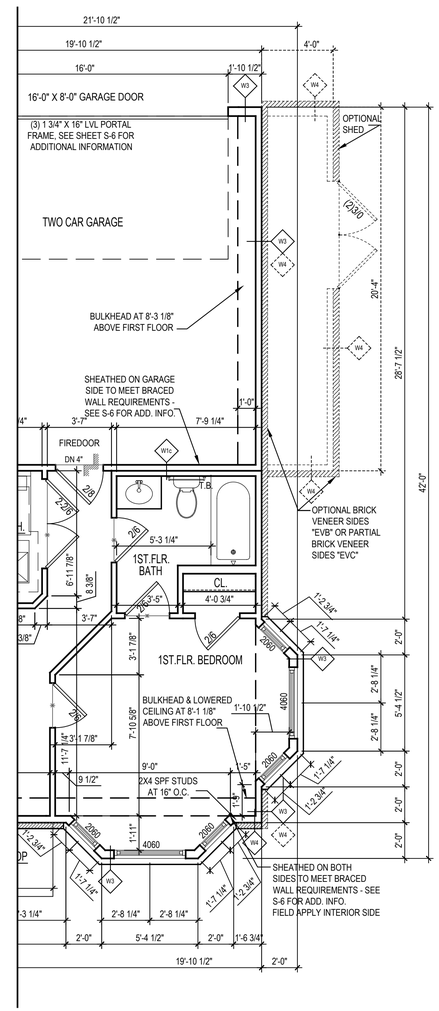

1 A-101a ALT. PLAN @ END UNIT

SCALE: 1/8"=1'-0" NVP060cA101
@ELEV #4 & #6

GROUND FLOOR FINISHED AREA = 396.33 SQ. FT.
GARAGE AREA = 397.50 SQ. FT.
MECHANICAL AREA = 30.67 SQ. FT.

Plot By: cvarela

ARCHITECT:

lessard DESIGN

8521 Leesburg Pike
Suite 700 | Vienna, VA 22182
P:571.830.1800 | F:571.830.1801
www.lessarddesign.com

SEAL & SIGNATURE:

OWNER:

NVR
3926 PENDER DR.
STE. 200
FAIRFAX, VA 22030
703.259.6872
GLENN SUTTER

CONSULTANTS:

STRUCTURAL:
ALLIANCE ENGINEERS
12355 SUNRISE VALLEY DRIVE
SUITE 220
RESTON, VA 20191
703-749-7941
ABDI FARRAH
abdi@allianceengineers.com

VIENNA MARKET TOWNHOMES
VIENNA, VA

FLOOR PLANS

NO	ISSUE/REVISION	DATE
	ISSUE FOR PERMIT	

PROJECT No:	NVR.060C.000
FILE NAME:	NVP060cA101.dwg
DRAWN BY:	BS
CHECKED BY:	BS
PLOT DATE:	Mar. 18, 19

A-101a

©2016 LESSARD DESIGN INC. DESIGN & PLANS RESERVED TO COMPLY WITH COPYRIGHT AND OTHER PROPERTY RIGHTS IN THESE PLANS. THESE PLANS ARE NOT TO BE REPRODUCED, CHANGED OR COPIED IN ANY FORM OR MANNER WHATSOEVER, NOR ARE THEY TO BE ASSIGNED TO ANY THIRD PARTY, WITHOUT FIRST OBTAINING THE EXPRESS WRITTEN PERMISSION AND CONSENT OF LESSARD DESIGN INC.

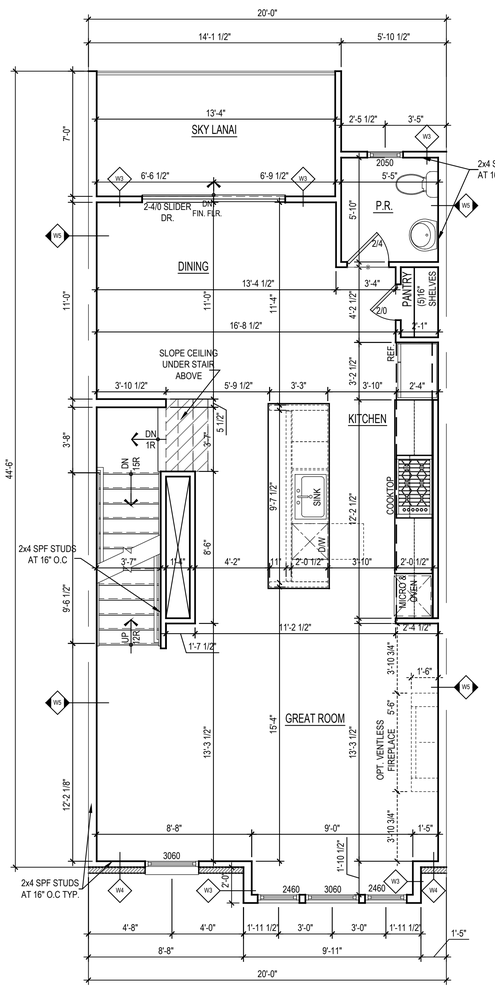

4 A-102 SECOND FLOOR PLAN

SCALE: 1/8"=1'-0" NVP060cA102

SECOND FLOOR FINISHED AREA =785.35 SQ. FT.
SKY LANAI = 98.04 SQ. FT.

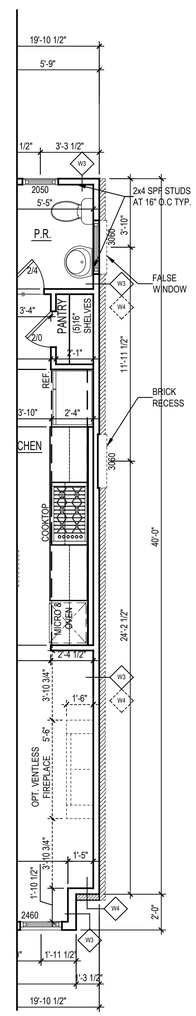

3 A-102 ALT. PLAN @ END UNIT

SCALE: 1/8"=1'-0" NVP060cA102

SECOND FLOOR FINISHED AREA =780.35 SQ. FT.
SKY LANAI = 98.04 SQ. FT.

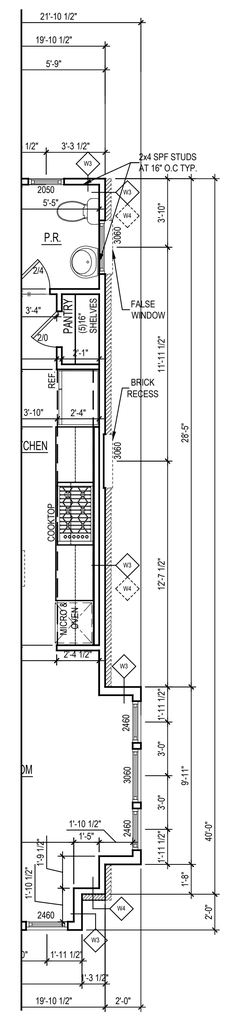

2 A-102 PLAN @ END UNIT w/ SIDE BAY

SCALE: 1/8"=1'-0" NVP060cA102
@ELEV #1, #2, #5 & #8

SECOND FLOOR FINISHED AREA =800.19 SQ. FT.
SKY LANAI = 98.04 SQ. FT.

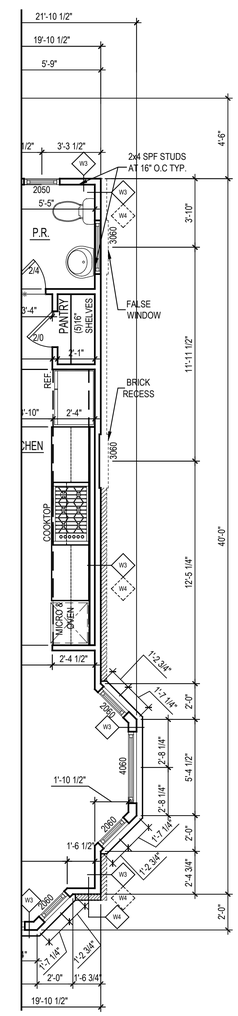

1 A-102 PLAN @ END UNIT w/SIDE BAY

SCALE: 1/8"=1'-0" NVP060cA102
@ELEV #4 & #6

SECOND FLOOR FINISHED AREA =790.02 SQ. FT.
SKY LANAI = 98.04 SQ. FT.

ARCHITECT:

lessard DESIGN

8521 Leesburg Pike
Suite 700 | Vienna, VA 22182
P:571.830.1800 | F:571.830.1801
www.lessarddesign.com

SEAL & SIGNATURE:

OWNER:

NVR
3926 PENDER DR.
STE. 200
FAIRFAX, VA 22030
703.259.6872
GLENN SUTTER

CONSULTANTS:

STRUCTURAL:
ALLIANCE ENGINEERS
12355 SUNRISE VALLEY DRIVE
SUITE 220
RESTON, VA 20191
703-749-7941
ABDI FARRAH
abdi@allianceengineers.com

VIENNA MARKET TOWNHOMES
VIENNA, VA

FLOOR PLANS

NO	ISSUE/REVISION	DATE
	ISSUE FOR PERMIT	

PROJECT No:	NVR.060C.00d
FILE NAME:	NVP060cA102.dwg
DRAWN BY:	RS
CHECKED BY:	BG
PLOT DATE:	Mar. 18, 19

A-102

©2018 LESSARD DESIGN INC. EXPRESS RESERVES ITS COMMON LAW COPYRIGHT AND OTHER PROPERTY RIGHTS IN THESE PLANS. THESE PLANS ARE NOT TO BE REPRODUCED, CHANGED OR COPIED IN ANY FORM OR MANNER WHATSOEVER, NOR ARE THEY TO BE ASSIGNED TO ANY THIRD PARTY, WITHOUT FIRST OBTAINING THE EXPRESS WRITTEN PERMISSION AND CONSENT OF LESSARD DESIGN INC.

Plot By: cvarela

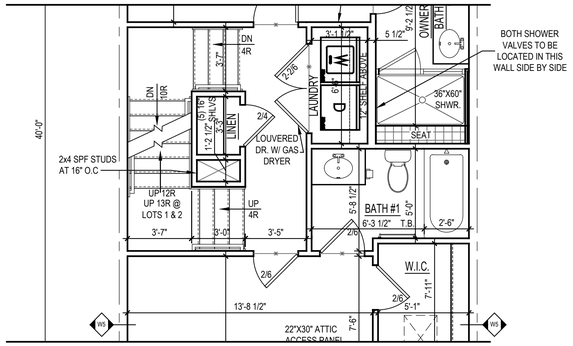

4b A-103 PART. THIRD FLOOR PLAN

SCALE: 1/8"=1'-0" NVP060cA103

THIRD FLOOR FINISHED AREA =800.00 SQ. FT.

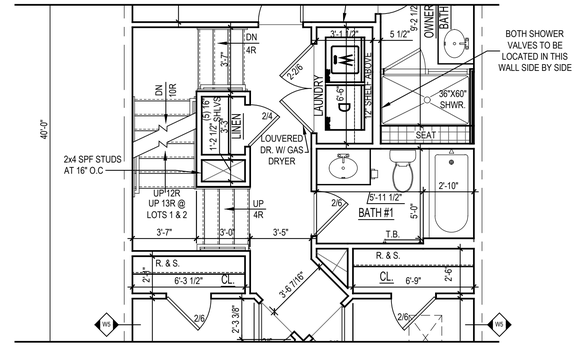

2b A-103 PART. THIRD FLOOR PLAN

SCALE: 1/8"=1'-0" NVP060cA103

THIRD FLOOR FINISHED AREA =800.00 SQ. FT.

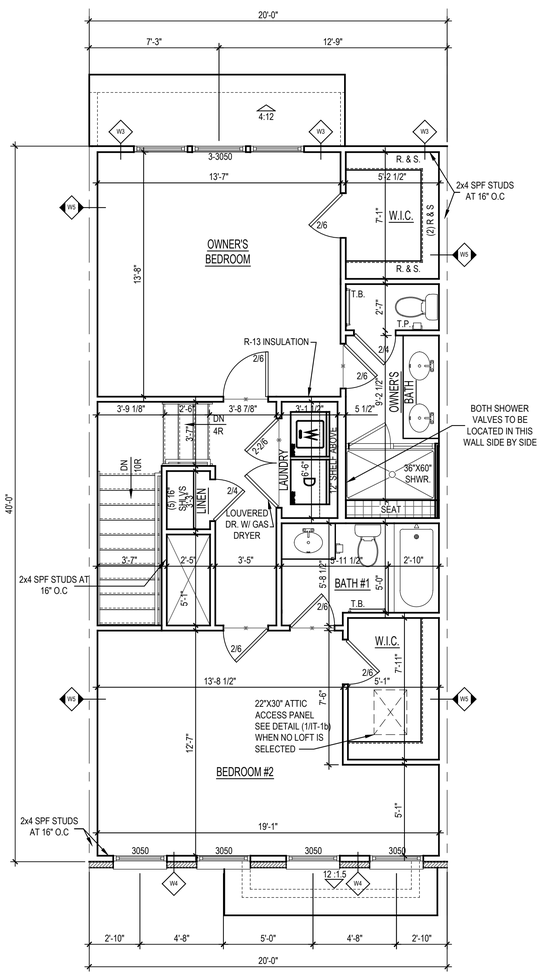

4a A-103 ALT. THIRD FLOOR PLAN

SCALE: 1/8"=1'-0" NVP060cA103

THIRD FLOOR FINISHED AREA =800.00 SQ. FT.

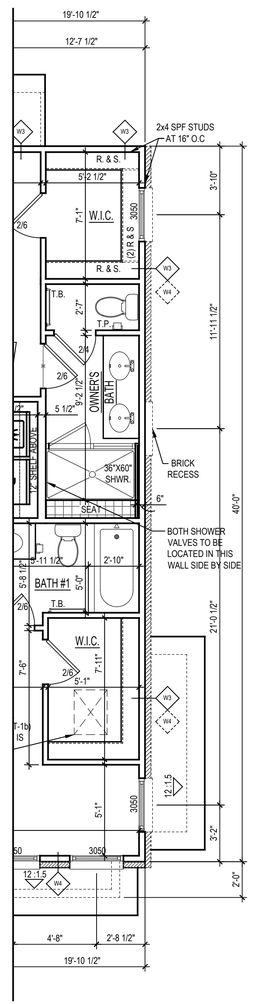

3 A-103 PLAN @ END UNIT

SCALE: 1/8"=1'-0" NVP060cA103

THIRD FLOOR FINISHED AREA =800.00 SQ. FT.

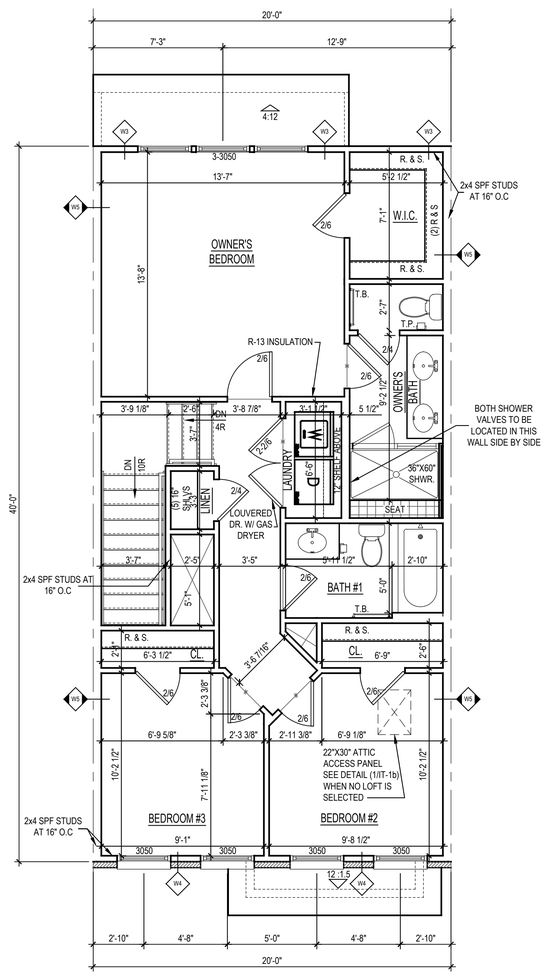

2a A-103 THIRD FLOOR PLAN

SCALE: 1/8"=1'-0" NVP060cA103

THIRD FLOOR FINISHED AREA =800.00 SQ. FT.

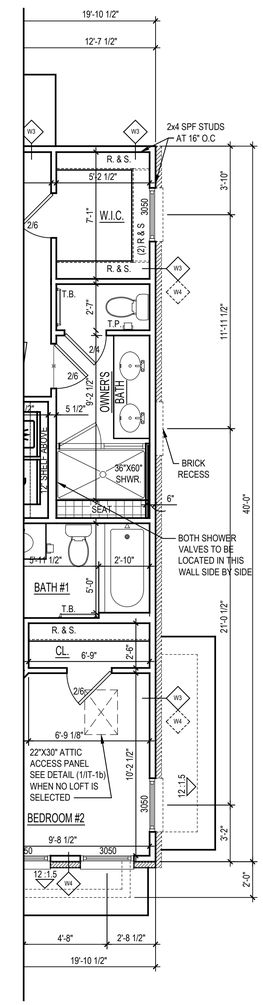

1 A-103 PLAN @ END UNIT

SCALE: 1/8"=1'-0" NVP060cA103

THIRD FLOOR FINISHED AREA =800.00 SQ. FT.

ARCHITECT:

lessard DESIGN

8521 Leesburg Pike
Suite 700 | Vienna, VA 22182
P:571.830.1800 | F:571.830.1801
www.lessarddesign.com

SEAL & SIGNATURE:

OWNER:

NVR
3926 PENDER DR.
STE. 200
FAIRFAX, VA 22030
703.259.6872
GLENN SUTTER

CONSULTANTS:

STRUCTURAL:
ALLIANCE ENGINEERS
12355 SUNRISE VALLEY DRIVE
SUITE 220
RESTON, VA 20191
703-749-7941
ABDI FARRAH
abdi@allianceengineers.com

VIENNA MARKET TOWNHOMES
VIENNA, VA

FLOOR PLANS

NO	ISSUE/REVISION	DATE
	ISSUE FOR PERMIT	

PROJECT No:	NVR.060C.000
FILE NAME:	NVP060cA103.dwg
DRAWN BY:	BS
CHECKED BY:	BS
PLOT DATE:	Mar. 18, 19

A-103

©2016 LESSARD DESIGN INC. DARESS & RESERVES ITS COMMON LAW COPYRIGHT AND OTHER PROPERTY RIGHTS IN THESE PLANS. THESE PLANS ARE NOT TO BE REPRODUCED, CHANGED OR COPIED IN ANY FORM OR MANNER WHATSOEVER, NOR ARE THEY TO BE ASSIGNED TO ANY THIRD PARTY, WITHOUT FIRST OBTAINING THE EXPRESS WRITTEN PERMISSION AND CONSENT OF LESSARD DESIGN INC.

Plot By: cvarela

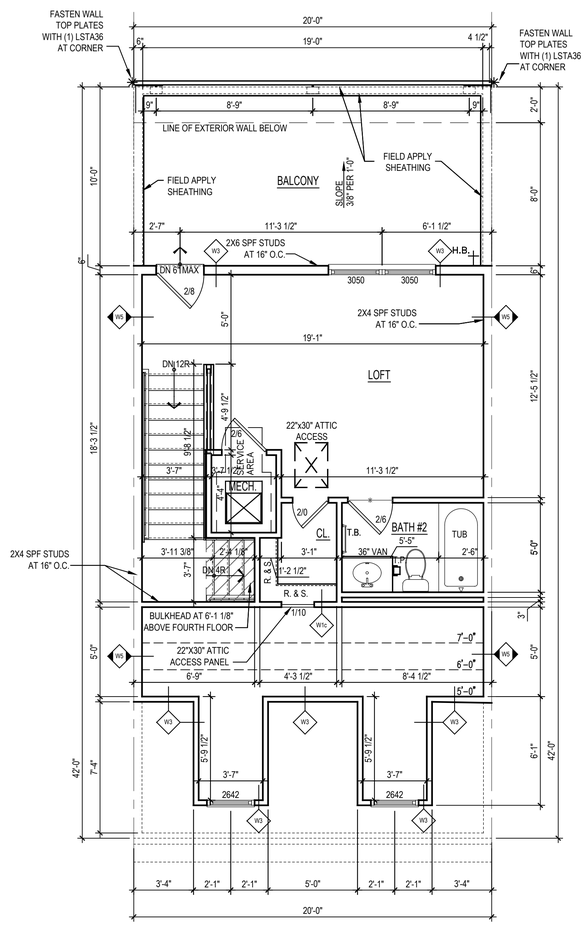

3 A-104 FOURTH FLOOR PLAN @ ELEV. 3 & 4

SCALE: 1/8"=1'-0" NVP060cA104

FOURTH FLOOR FINISHED AREA =381.67 SQ. FT.
ATTIC AREA = 154.20 SQ. FT.
BALCONY = 200.00 SQ. FT.

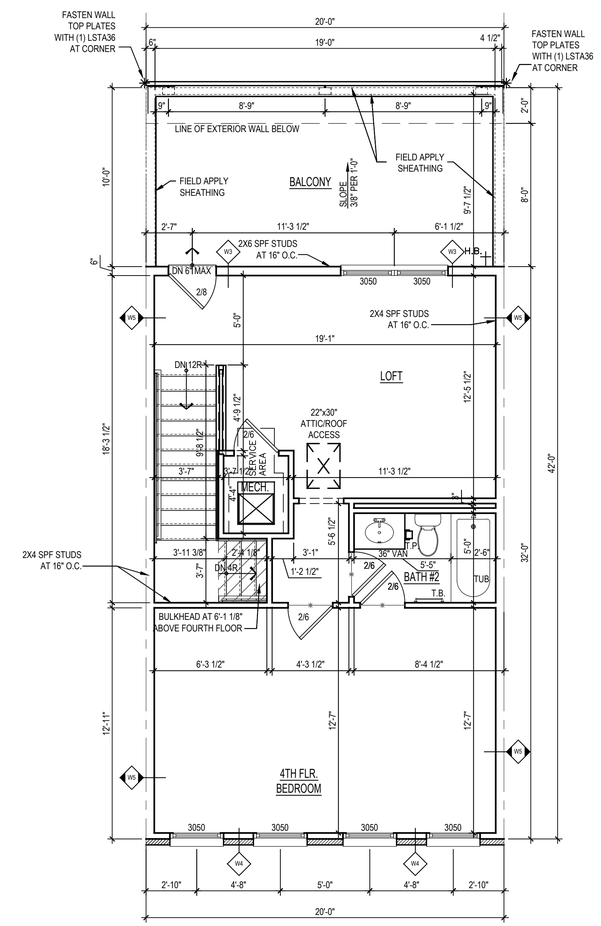

2 A-104 STANDARD FOURTH FLOOR PLAN

SCALE: 1/8"=1'-0" NVP060cA104

FOURTH FLOOR FINISHED AREA =640.00 SQ. FT.
BALCONY = 200.00 SQ. FT.

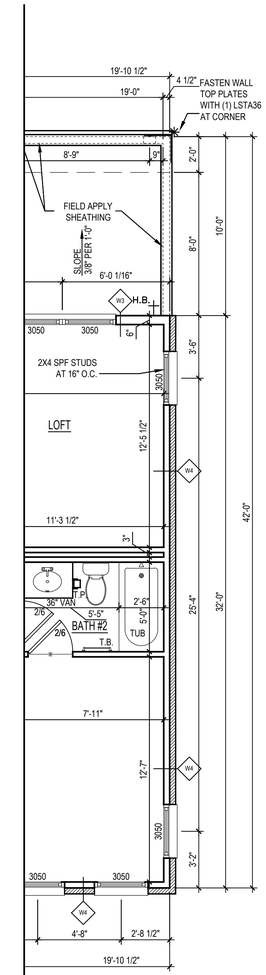

1 A-104 STD. PLAN @ END UNIT

SCALE: 1/8"=1'-0" NVP060cA104

FOURTH FLOOR FINISHED AREA =636.03 SQ. FT.
BALCONY = 198.76 SQ. FT.

ARCHITECT:

lessard DESIGN

8521 Leesburg Pike
Suite 700 | Vienna, VA 22182
P:571.830.1800 | F:571.830.1801
www.lessarddesign.com

SEAL & SIGNATURE:

OWNER:

NVR
3926 PENDER DR.
STE. 200
FAIRFAX, VA 22030
703.259.6872
GLENN SUTTER

CONSULTANTS:

STRUCTURAL:
ALLIANCE ENGINEERS
12355 SUNRISE VALLEY DRIVE
SUITE 220
RESTON, VA 20191
703-749-7941
ABDI FARRAH
abdi@allianceengineers.com

VIENNA MARKET TOWNHOMES
VIENNA, VA

FLOOR PLANS

NO	ISSUE/REVISION	DATE
	ISSUE FOR PERMIT	

PROJECT No:	NVR.060C.00d
FILE NAME:	NVP060cA104.dwg
DRAWN BY:	ES
CHECKED BY:	BS
PLOT DATE:	Mar. 18, 19

A-104

©2018 LESSARD DESIGN INC. DESIGNER RESERVES ITS COMMON LAW COPYRIGHT AND OTHER PROPERTY RIGHTS IN THESE PLANS. THESE PLANS ARE NOT TO BE REPRODUCED, CHANGED OR COPIED IN ANY FORM OR MATTER WHATSOEVER, NOR ARE THEY TO BE ASSIGNED TO ANY THIRD PARTY, WITHOUT FIRST OBTAINING THE EXPRESS WRITTEN PERMISSION AND CONSENT OF LESSARD DESIGN INC.

Plot By: cvarela

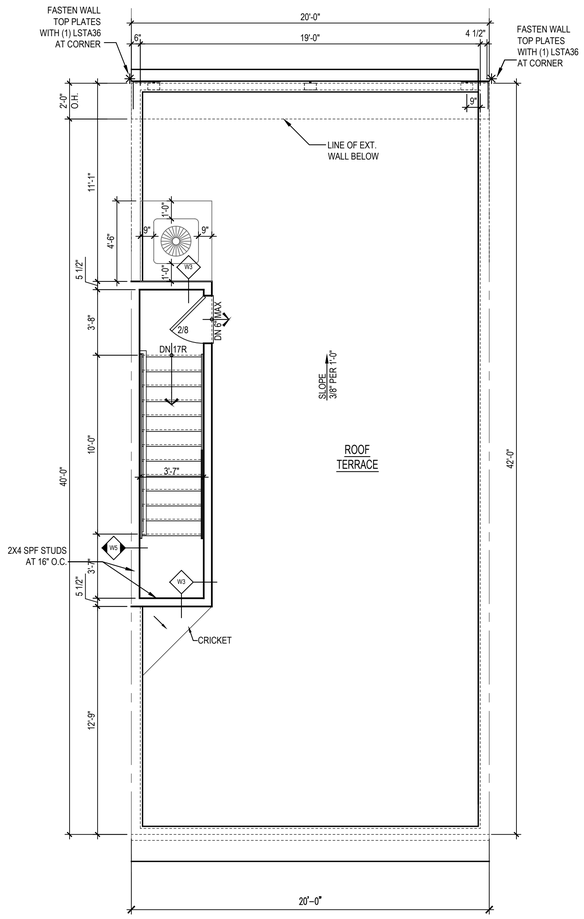

3 A-104a FOURTH FLOOR TERRACE @ ELEV 8 & 9

SCALE: 1/8"=1'-0"

NVP060cA104
STAIR CABIN AREA =81.75 SQ. FT.
TERRACE AREA = 758.25 SQ. FT.

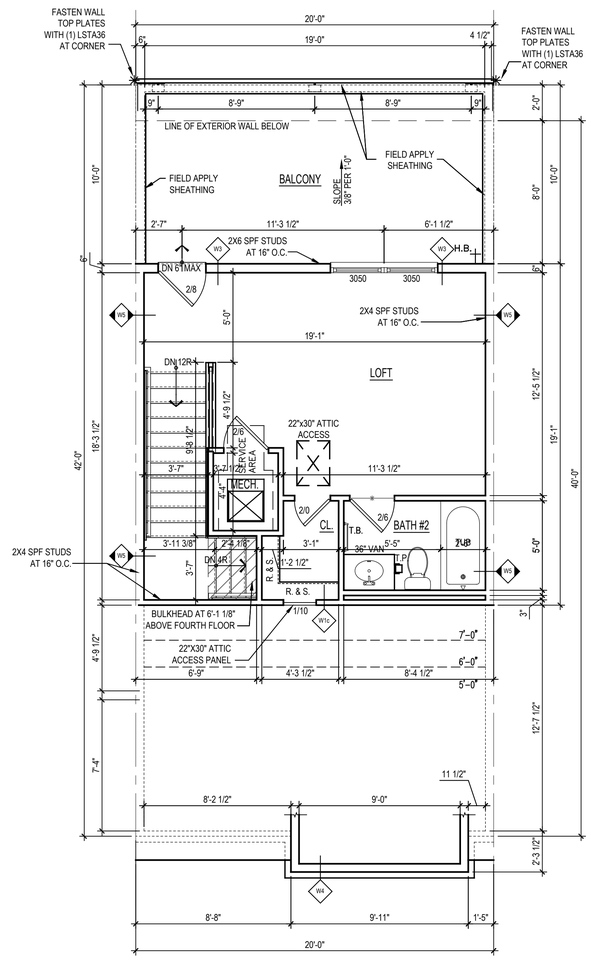

2 A-104a FOURTH FLOOR PLAN @ ELEV. 5

SCALE: 1/8"=1'-0"

NVP060cA104
FOURTH FLOOR FINISHED AREA =381.67 SQ. FT.
ATTIC AREA = 278.17 SQ. FT.
BALCONY = 200.00 SQ. FT.

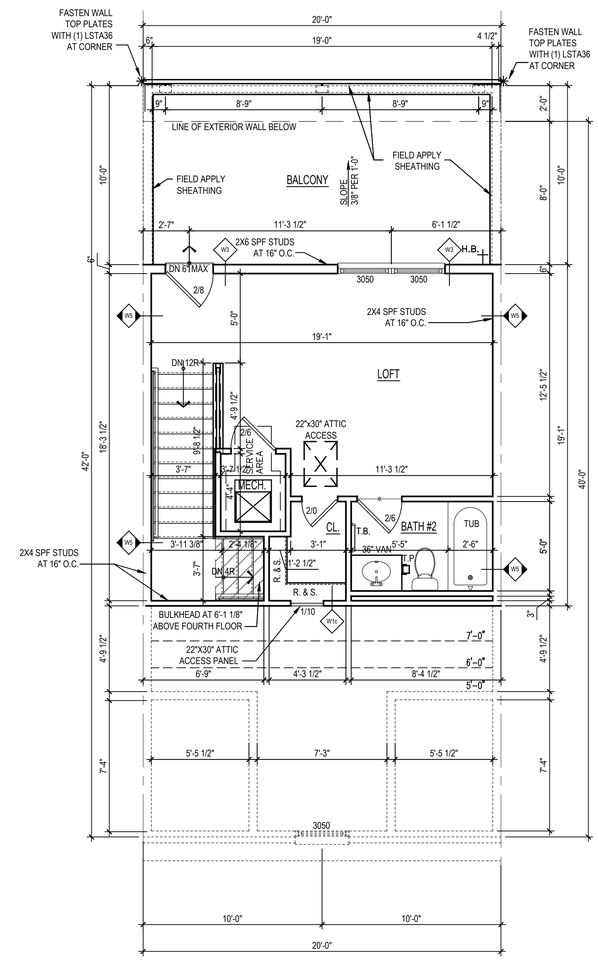

1 A-104a FOURTH FLOOR PLAN @ ELEV. 7

SCALE: 1/8"=1'-0"

NVP060cA104
FOURTH FLOOR FINISHED AREA =381.67 SQ. FT.
ATTIC AREA = 167.73 SQ. FT.
BALCONY = 200.00 SQ. FT.

ARCHITECT:

lessard DESIGN

8521 Leesburg Pike
Suite 700 | Vienna, VA 22182
P:571.830.1800 | F:571.830.1801
www.lessarddesign.com

SEAL & SIGNATURE:

OWNER:

NVR
3926 PENDER DR.
STE. 200
FAIRFAX, VA 22030
703.259.6872
GLENN SUTTER

CONSULTANTS:

STRUCTURAL:
ALLIANCE ENGINEERS
12355 SUNRISE VALLEY DRIVE
SUITE 220
RESTON, VA 20191
703-749-7941
ABDI FARRAH
abdi@allianceengineers.com

VIENNA MARKET TOWNHOMES
VIENNA, VA

FLOOR PLANS

NO	ISSUE/REVISION	DATE
	ISSUE FOR PERMIT	

PROJECT No:	NVR.060C.000
FILE NAME:	NVP060cA104.dwg
DRAWN BY:	RS
CHECKED BY:	BG
PLOT DATE:	Mar. 18, 19

A-104a

©2018 LESSARD DESIGN INC. EXPRESS RESERVES ITS COMMON LAW COPYRIGHT AND OTHER PROPERTY RIGHTS IN THESE PLANS. THESE PLANS ARE NOT TO BE REPRODUCED, CHANGED OR COPIED IN ANY FORM OR MANNER WHATSOEVER, NOR ARE THEY TO BE ASSIGNED TO ANY THIRD PARTY, WITHOUT FIRST OBTAINING THE EXPRESS WRITTEN PERMISSION AND CONSENT OF LESSARD DESIGN INC.

Plot By: cvarela

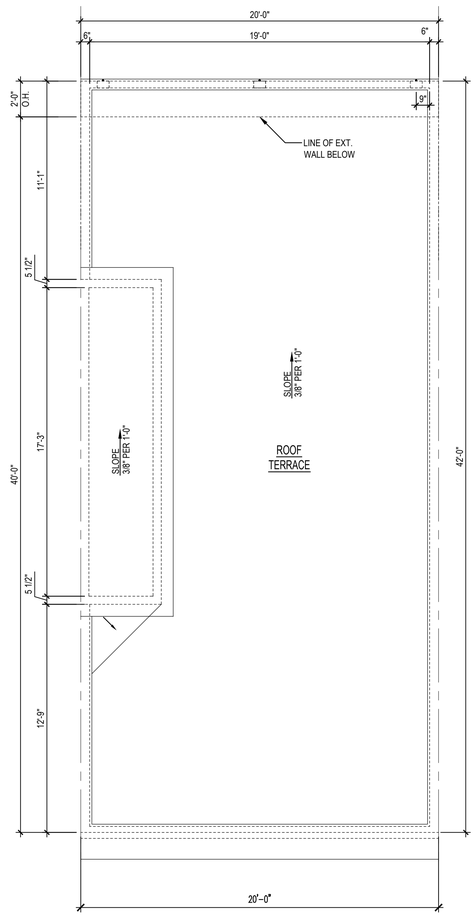

2 A-105 TERRACE ROOF PLAN

SCALE: 1/8"=1'-0" NVP060cA105

STAIR CABIN AREA =81.75 SQ. FT.
TERRACE AREA = 758.25 SQ. FT.

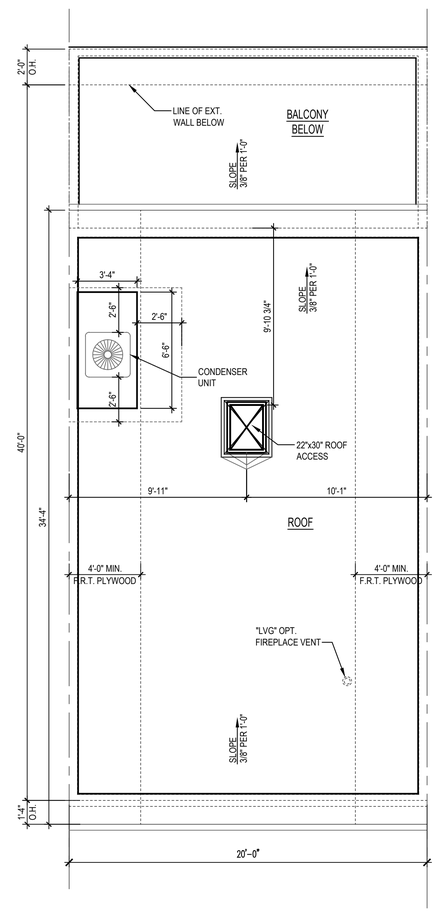

1 A-105 ROOF PLAN

SCALE: 1/8"=1'-0" NVP060cA105

ARCHITECT:

lessard DESIGN

8521 Leesburg Pike
Suite 700 | Vienna, VA 22182
P:571.830.1800 | F:571.830.1801
www.lessarddesign.com

SEAL & SIGNATURE:

OWNER:

NVR
3926 PENDER DR.
STE. 200
FAIRFAX, VA 22030
703.259.6872
GLENN SUTTER

CONSULTANTS:

STRUCTURAL:
ALLIANCE ENGINEERS
12355 SUNRISE VALLEY DRIVE
SUITE 220
RESTON, VA 20191
703-749-7941
ABDI FARRAH
abdi@allianceengineers.com

VIENNA MARKET TOWNHOMES
VIENNA, VA

ROOF PLANS

NO	ISSUE/REVISION	DATE
	ISSUE FOR PERMIT	

PROJECT No:	NVR.060C.000
FILE NAME:	NVP060cA105.dwg
DRAWN BY:	BS
CHECKED BY:	BS
PLOT DATE:	Mar. 18, 19

A-105

©2018 LESSARD DESIGN INC. EXPRESS RESERVED ITS COMMON LAW COPYRIGHT AND OTHER PROPERTY RIGHTS IN THESE PLANS. THESE PLANS ARE NOT TO BE REPRODUCED, CHANGED OR COPIED IN ANY FORM OR MANNER WHATSOEVER, NOR ARE THEY TO BE ASSIGNED TO ANY THIRD PARTY, WITHOUT FIRST OBTAINING THE EXPRESS WRITTEN PERMISSION AND CONSENT OF LESSARD DESIGN INC.

Plot By: cvarela

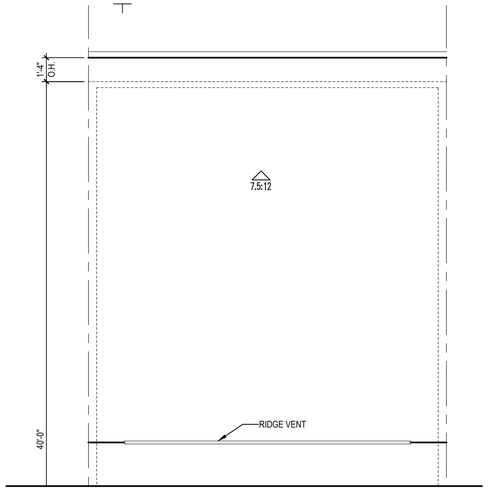

4 A-105a ROOF PLAN
SCALE: 1/4"=1'-0" NVP060cA105
@ ELEV #3,4,5,7 W/O LOFT

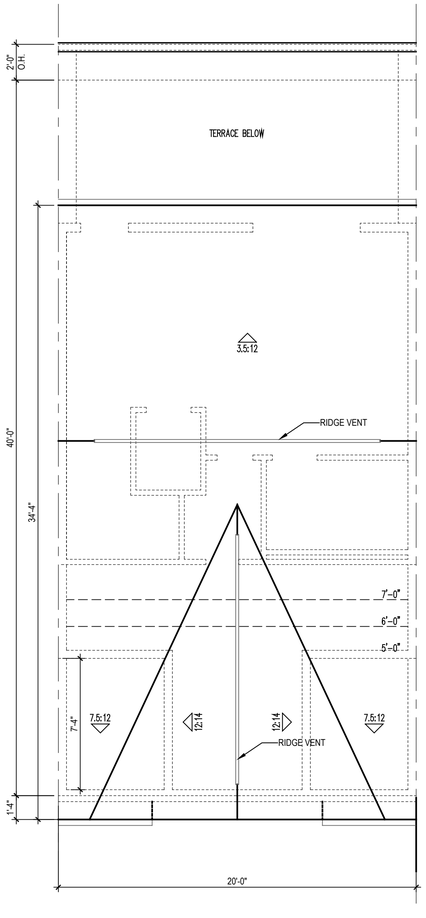

3 A-105a ROOF PLAN
SCALE: 1/4"=1'-0" NVP060cA105
@ ELEV #7

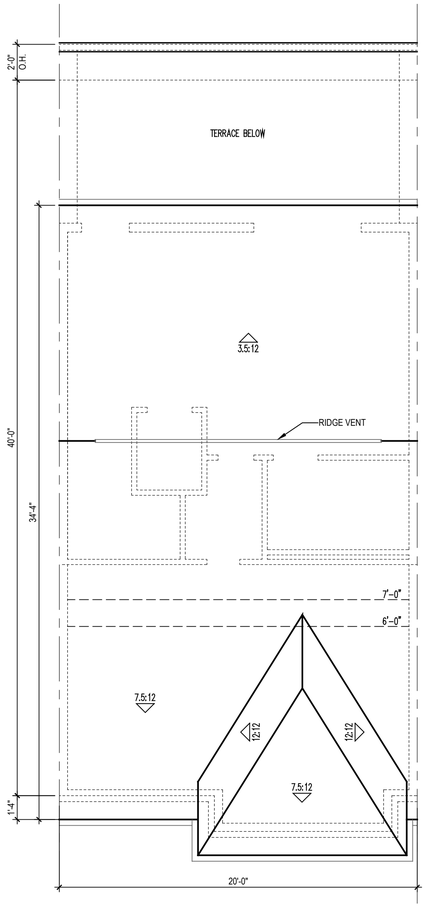

2 A-105a ROOF PLAN
SCALE: 1/4"=1'-0" NVP060cA105
@ ELEV #5

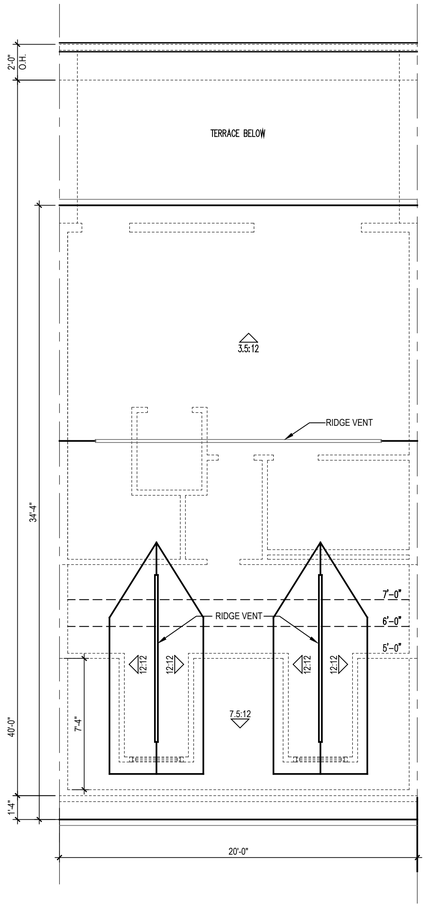

1 A-105a ROOF PLAN
SCALE: 1/4"=1'-0" NVP060cA105
@ ELEV #3 & 4

ARCHITECT:

lessard DESIGN

8521 Leesburg Pike
Suite 700 | Vienna, VA 22182
P:571.830.1800 | F:571.830.1801
www.lessarddesign.com

SEAL & SIGNATURE:

OWNER:

NVR
3926 PENDER DR.
STE. 200
FAIRFAX, VA 22030
703.259.6872
GLENN SUTTER

CONSULTANTS:

STRUCTURAL:
ALLIANCE ENGINEERS
12355 SUNRISE VALLEY DRIVE
SUITE 220
RESTON, VA 20191
703-749-7941
ABDI FARRAH
abdi@allianceengineers.com

VIENNA MARKET TOWNHOMES
VIENNA, VA

ROOF PLANS

NO	ISSUE/REVISION	DATE
	ISSUE FOR PERMIT	

PROJECT No:	NVR.060C.000
FILE NAME:	NVP060cA105.dwg
DRAWN BY:	ES
CHECKED BY:	BS
PLOT DATE:	Mar. 18, 19

A-105a

©2018 LESSARD DESIGN INC. DARESH RESERVES ITS COMMON LAW COPYRIGHT AND OTHER PROPERTY RIGHTS IN THESE PLANS. THESE PLANS ARE NOT TO BE REPRODUCED, CHANGED OR COPIED IN ANY FORM OR MANNER WHATSOEVER, NOR ARE THEY TO BE ASSIGNED TO ANY THIRD PARTY, WITHOUT FIRST OBTAINING THE EXPRESS WRITTEN PERMISSION AND CONSENT OF LESSARD DESIGN INC.

Plot By: cvarela

3 A-200 STANDARD FRONT ELEVATION #1
SCALE: 1/8"=1'-0" NVP060cA200

1 A-200 PART. END
SCALE: 1/8"=1'-0" NVP060cA200

Plot By: cvarela

ARCHITECT:

lessard DESIGN

8521 Leesburg Pike
Suite 700 | Vienna, VA 22182
P:571.830.1800 | F:571.830.1801
www.lessarddesign.com

SEAL & SIGNATURE:

OWNER:

NVR
3926 PENDER DR.
STE. 200
FAIRFAX, VA 22030
703.259.6872
GLENN SUTTER

CONSULTANTS:

STRUCTURAL:
ALLIANCE ENGINEERS
12355 SUNRISE VALLEY DRIVE
SUITE 220
RESTON, VA 20191
703-749-7941
ABDI FARRAH
abdi@allianceengineers.com

VIENNA MARKET TOWNHOMES
VIENNA, VA

ELEVATIONS

NO	ISSUE/REVISION	DATE
	ISSUE FOR PERMIT	

PROJECT No:	NVR.060C.004
FILE NAME:	NVP060cA200.dwg
DRAWN BY:	HS
CHECKED BY:	JS
PLOT DATE:	Mar. 18, 19

A-200

©2019 LESSARD DESIGN INC. EXPRESSLY RESERVES ITS COMMON LAW COPYRIGHT AND OTHER PROPERTY RIGHTS IN THESE PLANS. THESE PLANS ARE NOT TO BE REPRODUCED, CHANGED OR COPIED IN ANY FORM OR MATTER WHATSOEVER, NOR ARE THEY TO BE ASSIGNED TO ANY THIRD PARTY, WITHOUT FIRST OBTAINING THE EXPRESS WRITTEN PERMISSION AND CONSENT OF LESSARD DESIGN INC.

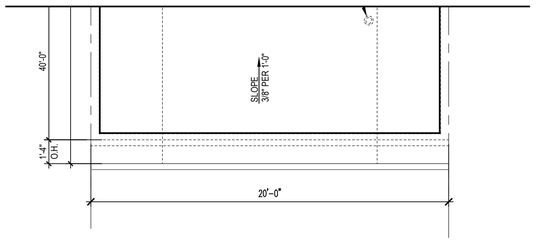

4e A-201 ROOF PARTIAL PLAN ELEV. #2
SCALE: 1/8"=1'-0" NVP060cA201

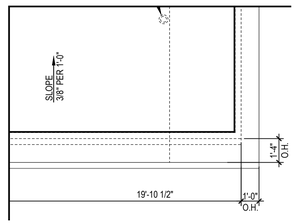

3e A-201 PART END
SCALE: 1/8"=1'-0" NVP060cA201

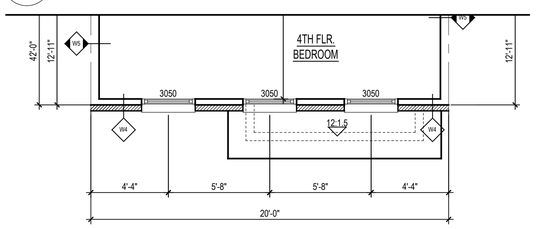

4d A-201 FOURTH FLOOR PARTIAL PLAN ELEV. #2
SCALE: 1/8"=1'-0" NVP060cA201
FOURTH FLOOR FINISHED AREA =640.00 SQ. FT.
BALCONY = 200.00 SQ. FT.

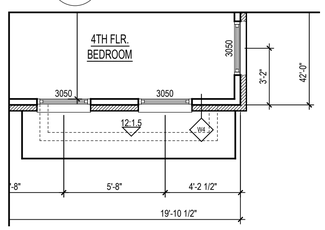

3d A-201 PART END
SCALE: 1/8"=1'-0" NVP060cA201
FOURTH FLOOR FINISHED AREA =636.00 SQ. FT.
BALCONY =198.75 SQ. FT.

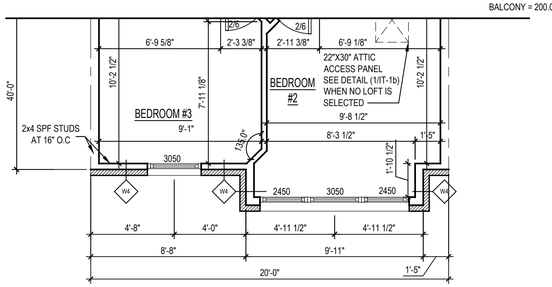

4c A-201 THIRD FLOOR PARTIAL PLAN ELEV. #2
SCALE: 1/8"=1'-0" NVP060cA201
THIRD FLOOR FINISHED AREA =819.83 SQ. FT.

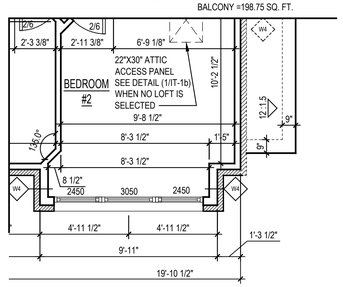

3c A-201 PART END
SCALE: 1/8"=1'-0" NVP060cA201
THIRD FLOOR FINISHED AREA =814.83 SQ. FT.

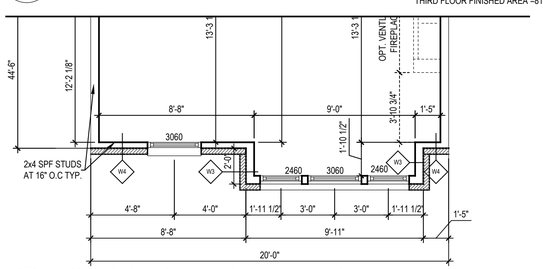

4b A-201 SECOND FLOOR PARTIAL PLAN ELEV. #2
SCALE: 1/8"=1'-0" NVP060cA201
SECOND FLOOR FINISHED AREA =785.35 SQ. FT.
SKY LANAI = 98.04 SQ. FT.

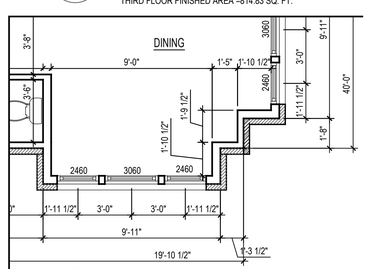

3b A-201 PART END
SCALE: 1/8"=1'-0" NVP060cA201
SECOND FLOOR FINISHED AREA =800.19 SQ. FT.
SKY LANAI = 98.04 SQ. FT.

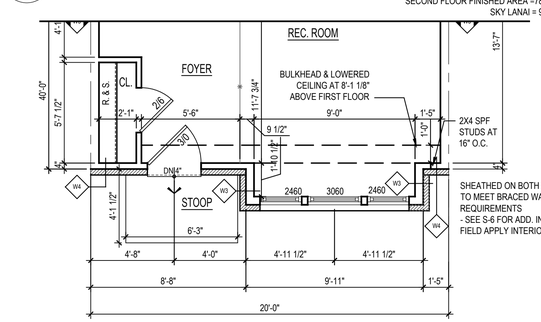

4a A-201 FIRST FLOOR PARTIAL PLAN ELEV. #2
SCALE: 1/8"=1'-0" NVP060cA201
GROUND FLOOR FINISHED AREA = 389.16 SQ. FT.
GARAGE AREA = 400.00 SQ. FT.
MECHANICAL AREA = 30.67 SQ. FT.

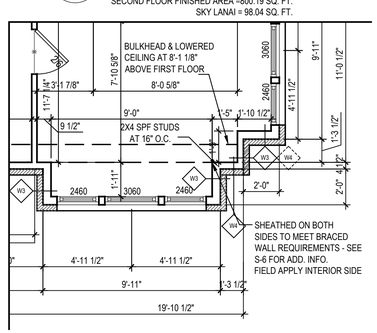

3a A-201 PART END
SCALE: 1/8"=1'-0" NVP060cA201
GROUND FLOOR FINISHED AREA = 406.50 SQ. FT.
GARAGE AREA = 397.50 SQ. FT.
MECHANICAL AREA = 30.67 SQ. FT.

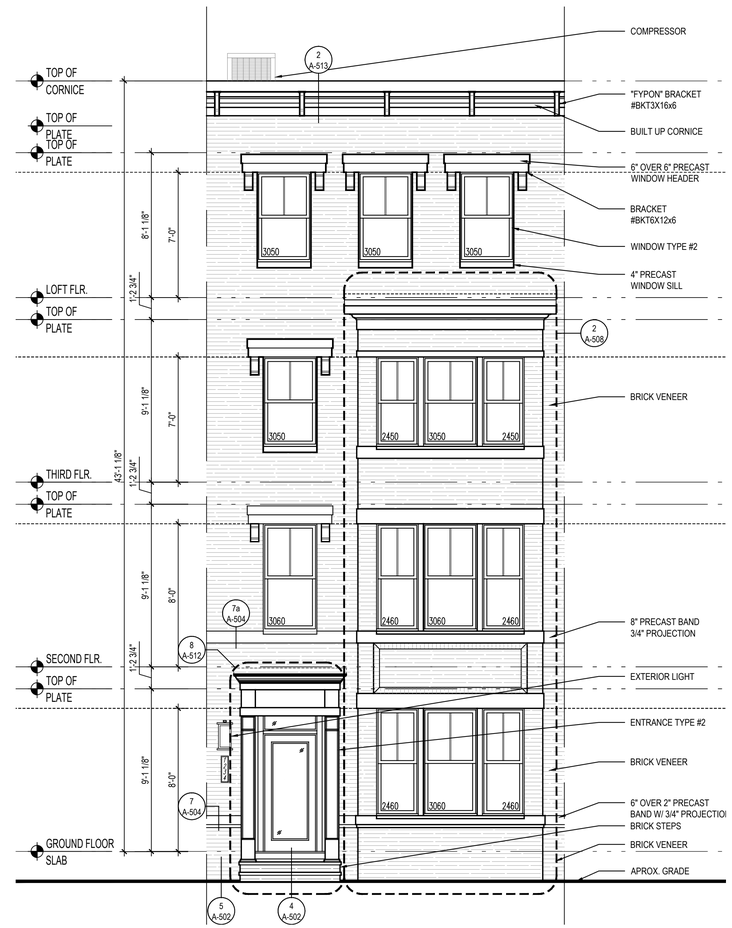

2 A-201 FRONT ELEVATION #2
SCALE: 1/8"=1'-0" NVP060cA201

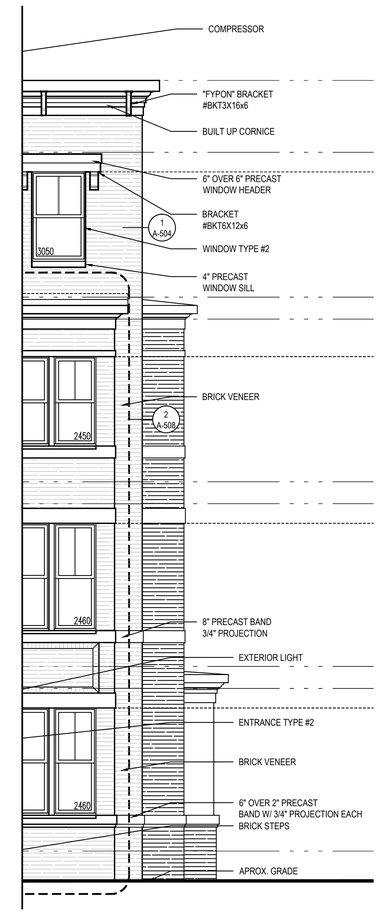

1 A-201 PART. END
SCALE: 1/8"=1'-0" NVP060cA201

ARCHITECT:

lessard DESIGN
8521 Leesburg Pike
Suite 700 | Vienna, VA 22182
P:571.830.1800 | F:571.830.1801
www.lessarddesign.com

SEAL & SIGNATURE:

OWNER:

NVR
3926 PENDER DR.
STE. 200
FAIRFAX, VA 22030
703.259.6872
GLENN SUTTER

CONSULTANTS:

STRUCTURAL:
ALLIANCE ENGINEERS
12355 SUNRISE VALLEY DRIVE
SUITE 220
RESTON, VA 20191
703-749-7941
ABDI FARRAH
abdi@allianceengineers.com

VIENNA MARKET TOWNHOMES
VIENNA, VA
ELEVATIONS
W/ PART. FLOOR PLANS

NO	ISSUE/REVISION	DATE
	ISSUE FOR PERMIT	

PROJECT No:	NVR.060C.000
FILE NAME:	NVP060cA201.dwg
DRAWN BY:	HS
CHECKED BY:	JS
PLOT DATE:	Mar. 18, 19

A-201

©2018 LESSARD DESIGN INC. EXPRESSLY RESERVES ITS COMMON LAW COPYRIGHT AND OTHER PROPERTY RIGHTS IN THESE PLANS. THESE PLANS ARE NOT TO BE REPRODUCED, CHANGED OR COPIED IN ANY FORM OR MANNER WHATSOEVER, NOR ARE THEY TO BE ASSIGNED TO ANY THIRD PARTY, WITHOUT FIRST OBTAINING THE EXPRESS WRITTEN PERMISSION AND CONSENT OF LESSARD DESIGN INC.

Plot By: cvarela

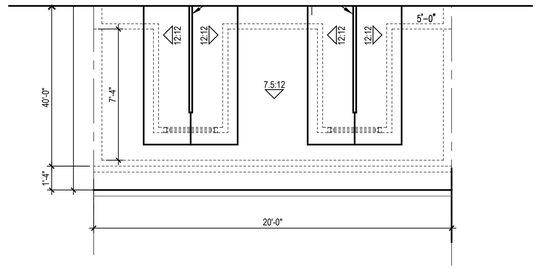

2e A-202 ROOF PARTIAL PLAN ELEV. #3

SCALE: 1/8"=1'-0" NVP060cA202

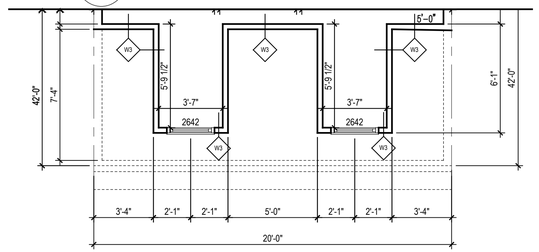

2d A-202 FOURTH FLOOR PARTIAL PLAN ELEV. #3

SCALE: 1/8"=1'-0" NVP060cA202

FOURTH FLOOR FINISHED AREA =381.67 SQ. FT.
ATTIC AREA = 154.20 SQ. FT.
BALCONY = 200.00 SQ. FT.

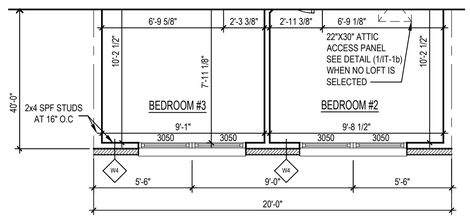

2c A-202 THIRD FLOOR PARTIAL PLAN ELEV. #3

SCALE: 1/8"=1'-0" NVP060cA202

THIRD FLOOR FINISHED AREA =800.00 SQ. FT.

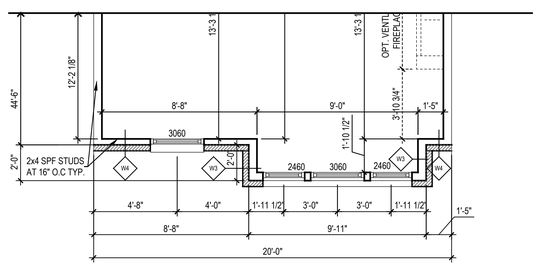

2b A-202 SECOND FLOOR PARTIAL PLAN ELEV. #3

SCALE: 1/8"=1'-0" NVP060cA202

SECOND FLOOR FINISHED AREA =785.35 SQ. FT.
SKY LANAI = 98.04 SQ. FT.

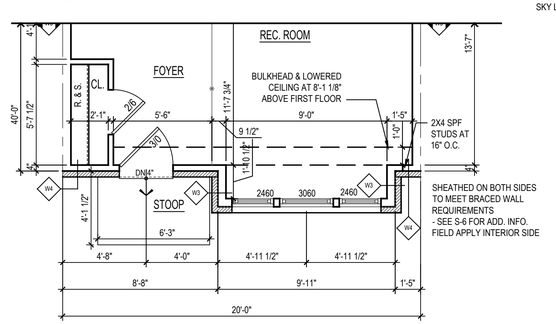

2a A-202 FIRST FLOOR PARTIAL PLAN ELEV. #3

SCALE: 1/8"=1'-0" NVP060cA202

GROUND FLOOR FINISHED AREA = 389.16 SQ. FT.
GARAGE AREA = 400.00 SQ. FT.
MECHANICAL AREA = 30.67 SQ. FT.

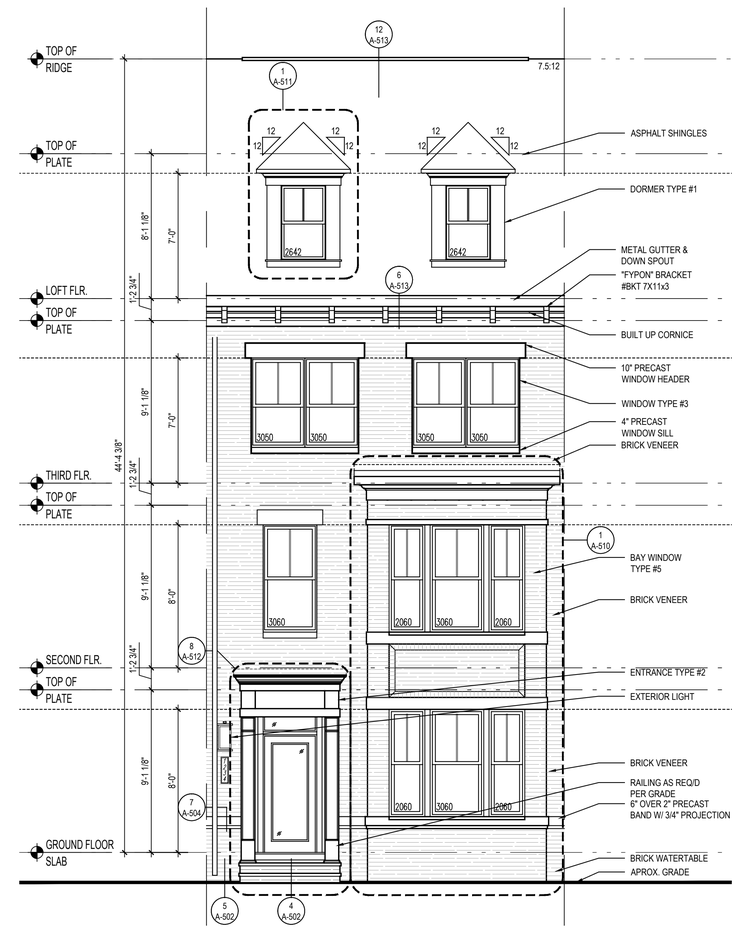

1 A-202 FRONT ELEVATION #3

SCALE: 1/8"=1'-0" NVP060cA202

ARCHITECT:

lessard DESIGN

8521 Leesburg Pike
Suite 700 | Vienna, VA 22182
P:571.830.1800 | F:571.830.1801
www.lessarddesign.com

SEAL & SIGNATURE:

OWNER:

NVR
3926 PENDER DR.
STE. 200
FAIRFAX, VA 22030
703.259.6872
GLENN SUTTER

CONSULTANTS:

STRUCTURAL:
ALLIANCE ENGINEERS
12355 SUNRISE VALLEY DRIVE
SUITE 220
RESTON, VA 20191
703-749-7941
ABDI FARRAH
abdi@allianceengineers.com

VIENNA MARKET TOWNHOMES
VIENNA, VA
ELEVATIONS
W/ PART. FLOOR PLANS

NO	ISSUE/REVISION	DATE
	ISSUE FOR PERMIT	

PROJECT No:	NVR.060C.000
FILE NAME:	NVP060cA202.dwg
DRAWN BY:	HS
CHECKED BY:	JS
PLOT DATE:	Mar. 18, 19

A-202

©2018 LESSARD DESIGN, INC. EXPRESS RESERVES ITS COMMON LAW COPYRIGHT AND OTHER PROPERTY RIGHTS IN THESE PLANS. THESE PLANS ARE NOT TO BE REPRODUCED, CHANGED OR COPIED IN ANY FORM OR MANNER WHATSOEVER, NOR ARE THEY TO BE ASSIGNED TO ANY THIRD PARTY, WITHOUT FIRST OBTAINING THE EXPRESS WRITTEN PERMISSION AND CONSENT OF LESSARD DESIGN INC.

Plot By: cvarela

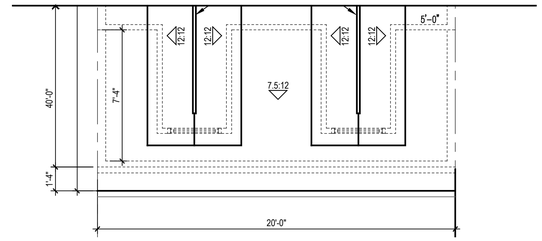

2e A-203 ROOF PARTIAL PLAN ELEV. #4

SCALE: 1/8"=1'-0" NVP060cA203

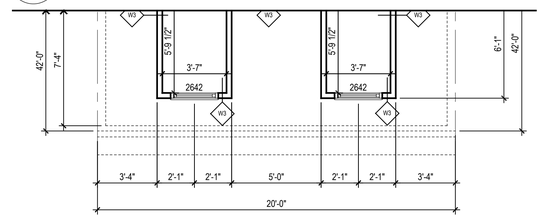

2d A-203 FOURTH FLOOR PARTIAL PLAN ELEV. #4

SCALE: 1/8"=1'-0" NVP060cA203

FOURTH FLOOR FINISHED AREA =381.67 SQ. FT.
ATTIC AREA = 154.20 SQ. FT.
BALCONY = 200.00 SQ. FT.

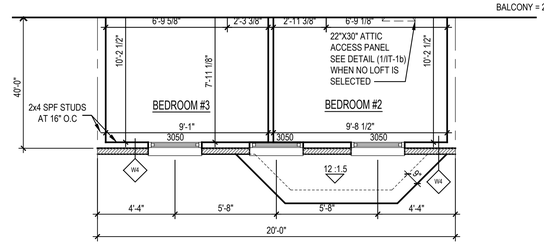

2c A-203 THIRD FLOOR PARTIAL PLAN ELEV. #4

SCALE: 1/8"=1'-0" NVP060cA203

THIRD FLOOR FINISHED AREA =800.00 SQ. FT.

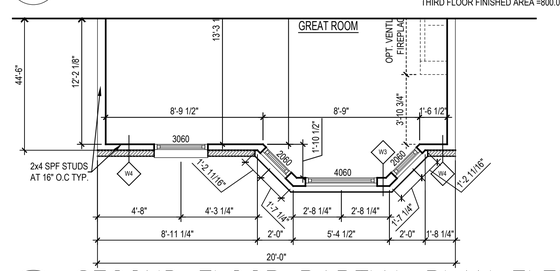

2b A-203 SECOND FLOOR PARTIAL PLAN ELEV. #4

SCALE: 1/8"=1'-0" NVP060cA203

SECOND FLOOR FINISHED AREA =780.27 SQ. FT.
SKY LANAI = 98.04 SQ. FT.

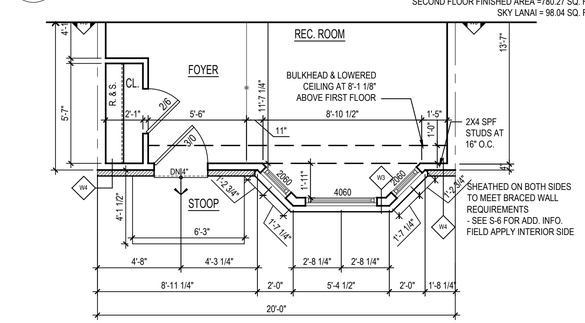

2a A-203 FIRST FLOOR PARTIAL PLAN ELEV. #4

SCALE: 1/8"=1'-0" NVP060cA203

GROUND FLOOR FINISHED AREA =384.08 SQ. FT.
GARAGE AREA = 400.00 SQ. FT.
MECHANICAL AREA = 30.67 SQ. FT.

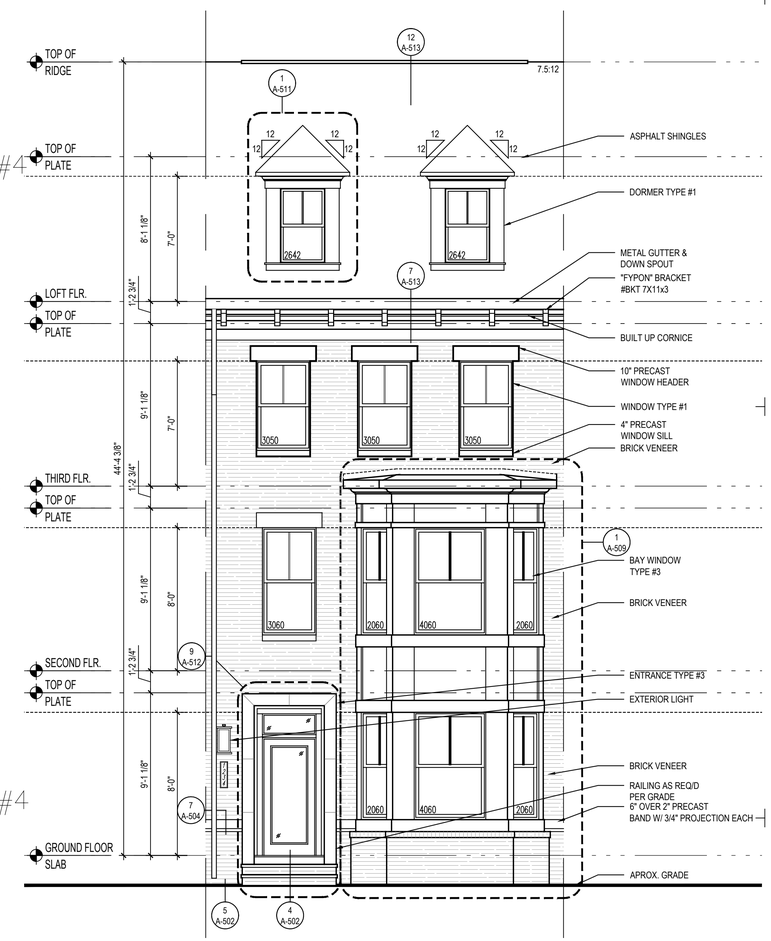

1 A-203 FRONT ELEVATION #4

SCALE: 1/8"=1'-0" NVP060cA203

ARCHITECT:

lessard DESIGN

8521 Leesburg Pike
Suite 700 | Vienna, VA 22182
P:571.830.1800 | F:571.830.1801
www.lessarddesign.com

SEAL & SIGNATURE:

OWNER:

NVR
3926 PENDER DR.
STE. 200
FAIRFAX, VA 22030
703.259.6872
GLENN SUTTER

CONSULTANTS:

STRUCTURAL:
ALLIANCE ENGINEERS
12355 SUNRISE VALLEY DRIVE
SUITE 220
RESTON, VA 20191
703-749-7941
ABDI FARRAH
abdi@allianceengineers.com

VIENNA MARKET TOWNHOMES
VIENNA, VA
ELEVATIONS
W/ PART. FLOOR PLANS

NO	ISSUE/REVISION	DATE
	ISSUE FOR PERMIT	

PROJECT No:	NVR.060C.004
FILE NAME:	NVP060cA203.dwg
DRAWN BY:	HS
CHECKED BY:	JS
PLOT DATE:	Mar. 18, 19

A-203

©2018 LESSARD DESIGN INC. DAMESK1 RESERVES ITS COMMON LAW COPYRIGHT AND OTHER PROPERTY RIGHTS IN THESE PLANS. THESE PLANS ARE NOT TO BE REPRODUCED, CHANGED OR COPIED IN ANY FORM OR MANNER WHATSOEVER, NOR ARE THEY TO BE ASSIGNED TO ANY THIRD PARTY, WITHOUT FIRST OBTAINING THE EXPRESS WRITTEN PERMISSION AND CONSENT OF LESSARD DESIGN INC.

Plot By: cvarela

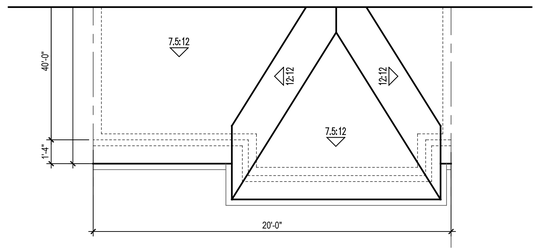

4e A-204 ROOF PARTIAL PLAN ELEV. #5
SCALE: 1/8"=1'-0" NVP060cA204

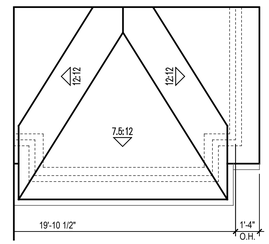

3e A-204 PART END
SCALE: 1/8"=1'-0" NVP060cA204

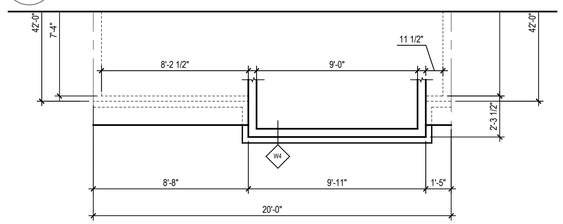

4d A-204 FOURTH FLOOR PARTIAL PLAN ELEV. #5
SCALE: 1/8"=1'-0" NVP060cA204
FOURTH FLOOR FINISHED AREA =381.67 SQ. FT.
ATTIC AREA = 278.17 SQ. FT.
BALCONY = 200.00 SQ. FT.

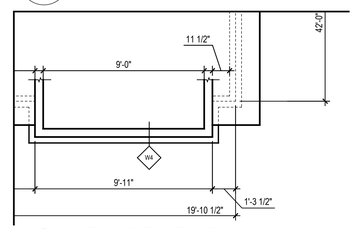

3d A-204 PART END
SCALE: 1/8"=1'-0" NVP060cA204
FOURTH FLOOR FINISHED AREA =379.28 SQ. FT.
ATTIC AREA = 276.55 SQ. FT.
BALCONY = 198.75 SQ. FT.

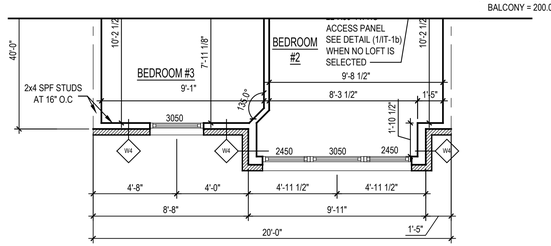

4c A-204 THIRD FLOOR PARTIAL PLAN ELEV. #5
SCALE: 1/8"=1'-0" NVP060cA204
THIRD FLOOR FINISHED AREA =819.83 SQ. FT.

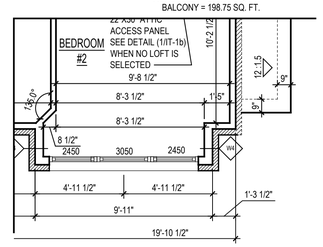

3c A-204 PART END
SCALE: 1/8"=1'-0" NVP060cA204
THIRD FLOOR FINISHED AREA =814.83 SQ. FT.

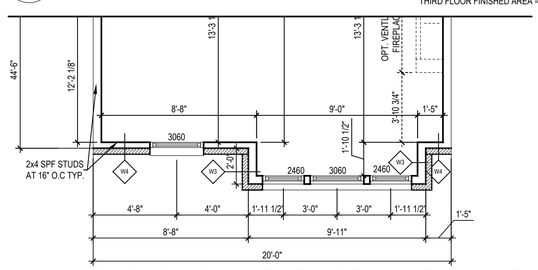

4b A-204 SECOND FLOOR PARTIAL PLAN ELEV. #5
SCALE: 1/8"=1'-0" NVP060cA204
SECOND FLOOR FINISHED AREA =785.35 SQ. FT.
SKY LANAI = 98.04 SQ. FT.

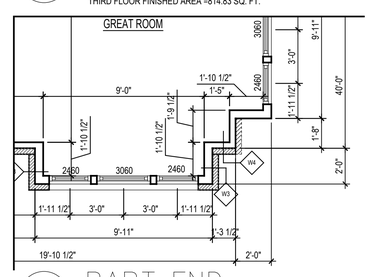

3b A-204 PART END
SCALE: 1/8"=1'-0" NVP060cA204
SECOND FLOOR FINISHED AREA =800.19 SQ. FT.
SKY LANAI = 98.04 SQ. FT.

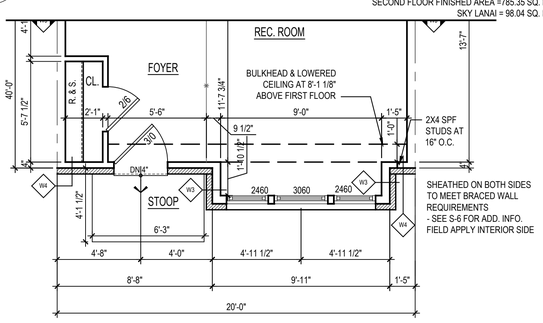

4a A-204 FIRST FLOOR PARTIAL PLAN ELEV. #5
SCALE: 1/8"=1'-0" NVP060cA204
GROUND FLOOR FINISHED AREA = 389.16 SQ. FT.
GARAGE AREA = 400.00 SQ. FT.
MECHANICAL AREA = 30.67 SQ. FT.

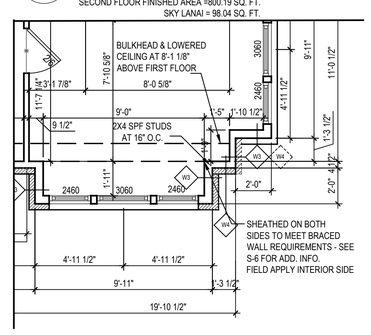

3a A-204 PART END
SCALE: 1/8"=1'-0" NVP060cA204
GROUND FLOOR FINISHED AREA = 406.50 SQ. FT.
GARAGE AREA = 397.50 SQ. FT.
MECHANICAL AREA = 30.67 SQ. FT.

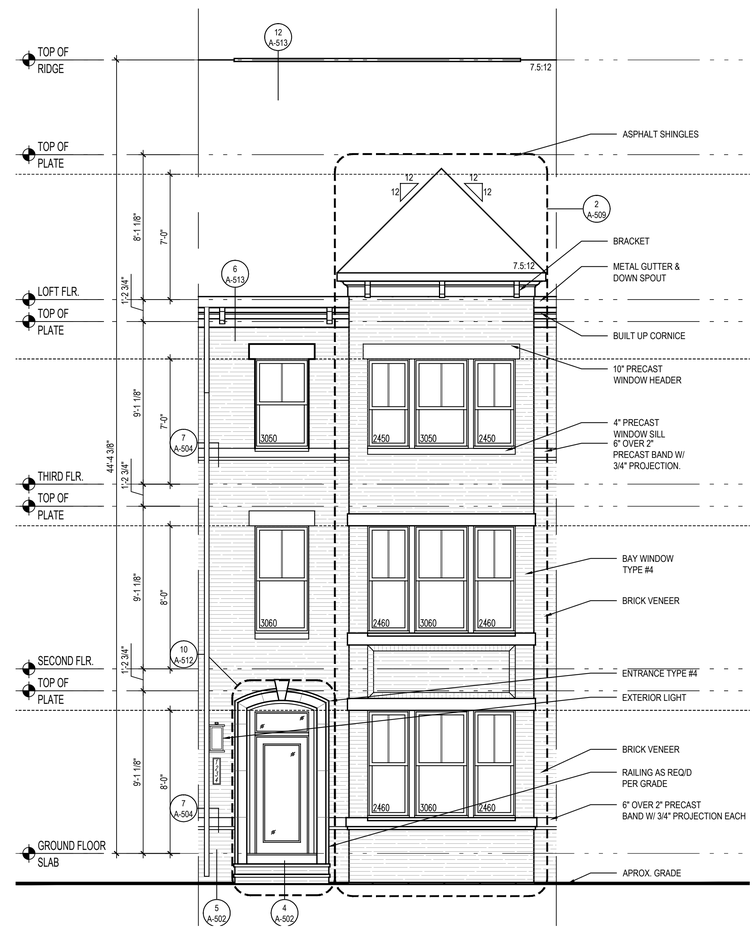

2 A-204 FRONT ELEVATION #5
SCALE: 1/8"=1'-0" NVP060cA204

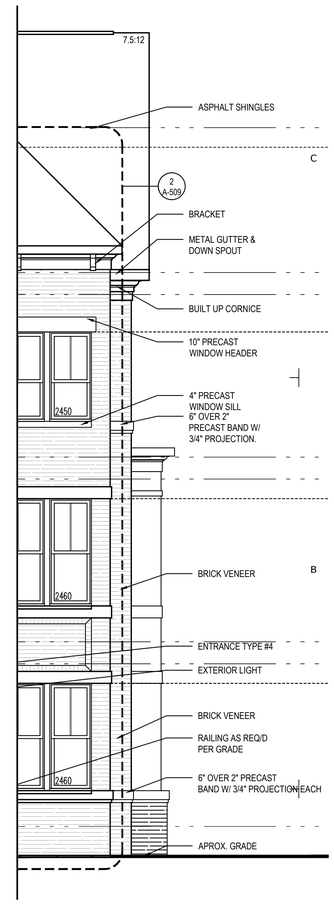

1 A-204 PART. END
SCALE: 1/8"=1'-0" NVP060cA204

ARCHITECT:
lessard DESIGN
8521 Leesburg Pike
Suite 700 | Vienna, VA 22182
P:571.830.1800 | F:571.830.1801
www.lessarddesign.com

SEAL & SIGNATURE:

OWNER:
NVR
3926 PENDER DR.
STE. 200
FAIRFAX, VA 22030
703.259.6872
GLENN SUTTER

CONSULTANTS:
STRUCTURAL:
ALLIANCE ENGINEERS
12355 SUNRISE VALLEY DRIVE
SUITE 220
RESTON, VA 20191
703-749-7941
ABDI FARRAH
abdi@allianceengineers.com

VIENNA MARKET TOWNHOMES
VIENNA, VA
ELEVATIONS
W/ PART. FLOOR PLANS

NO	ISSUE/REVISION	DATE
	ISSUE FOR PERMIT	

PROJECT No:	NVR.060C.00d
FILE NAME:	NVP060cA204.dwg
DRAWN BY:	KS
CHECKED BY:	-
PLOT DATE:	Mar. 18, 19

A-204

© 2019 LESSARD DESIGN INC. COMPANY RESERVES ITS COMMON LAW COPYRIGHT AND OTHER PROPERTY RIGHTS IN THESE PLANS. THESE PLANS ARE NOT TO BE REPRODUCED, CHANGED OR COPIED IN ANY FORM OR MANNER WHATSOEVER, NOR ARE THEY TO BE ASSIGNED TO ANY THIRD PARTY, WITHOUT FIRST OBTAINING THE EXPRESS WRITTEN PERMISSION AND CONSENT OF LESSARD DESIGN INC.

Plot By: cvarela

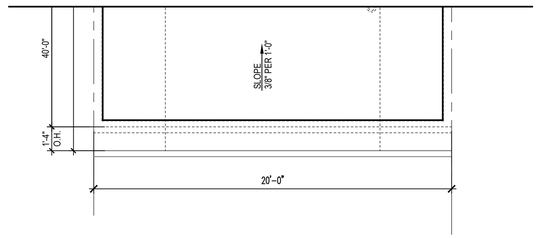

4e A-205 ROOF PARTIAL PLAN ELEV. #6
SCALE: 1/8"=1'-0" NVP060cA205

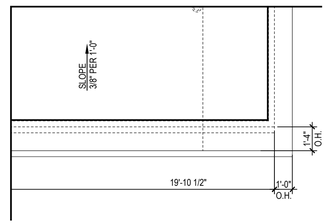

3e A-205 PART END
SCALE: 1/8"=1'-0" NVP060cA205

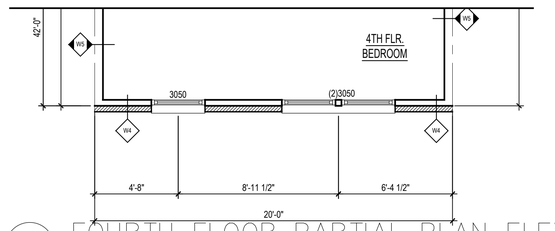

4d A-205 FOURTH FLOOR PARTIAL PLAN ELEV. #6
SCALE: 1/8"=1'-0" NVP060cA205
FOURTH FLOOR FINISHED AREA =640.00 SQ. FT.
BALCONY = 200.00 SQ. FT.

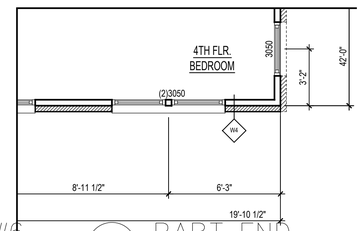

3d A-205 PART END
SCALE: 1/8"=1'-0" NVP060cA205
FOURTH FLOOR FINISHED AREA =636.00 SQ. FT.
BALCONY = 198.75 SQ. FT.

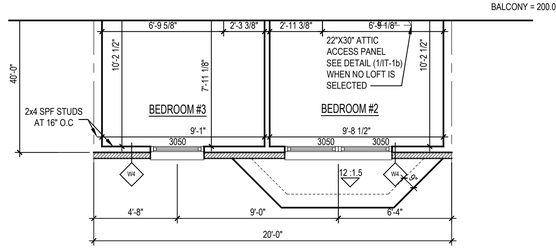

4c A-205 THIRD FLOOR PARTIAL PLAN ELEV. #6
SCALE: 1/8"=1'-0" NVP060cA205
THIRD FLOOR FINISHED AREA =800.00 SQ. FT.

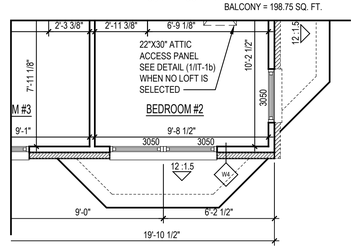

3c A-205 PART END
SCALE: 1/8"=1'-0" NVP060cA205
THIRD FLOOR FINISHED AREA =795.00 SQ. FT.

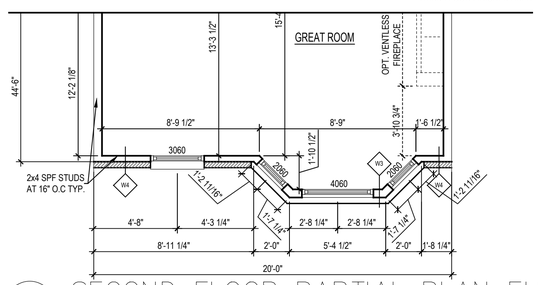

4b A-205 SECOND FLOOR PARTIAL PLAN ELEV. #6
SCALE: 1/8"=1'-0" NVP060cA205
SECOND FLOOR FINISHED AREA =760.27 SQ. FT.
SKY LANAI = 98.04 SQ. FT.

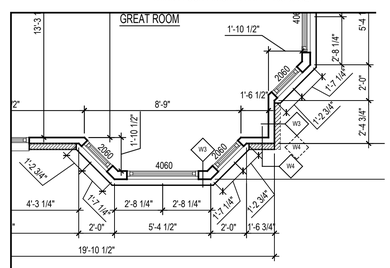

3b A-205 PART END
SCALE: 1/8"=1'-0" NVP060cA205
SECOND FLOOR FINISHED AREA =790.02 SQ. FT.
SKY LANAI = 98.04 SQ. FT.

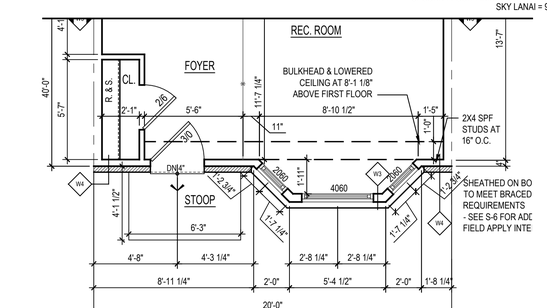

4a A-205 FIRST FLOOR PARTIAL PLAN ELEV. #6
SCALE: 1/8"=1'-0" NVP060cA205
GROUND FLOOR FINISHED AREA =384.08 SQ. FT.
GARAGE AREA = 400.00 SQ. FT.
MECHANICAL AREA = 30.67 SQ. FT.

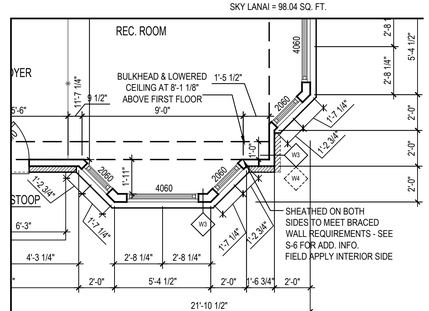

3a A-205 PART END
SCALE: 1/8"=1'-0" NVP060cA205
GROUND FLOOR FINISHED AREA =384.08 SQ. FT.
GARAGE AREA = 397.50 SQ. FT.
MECHANICAL AREA = 30.67 SQ. FT.

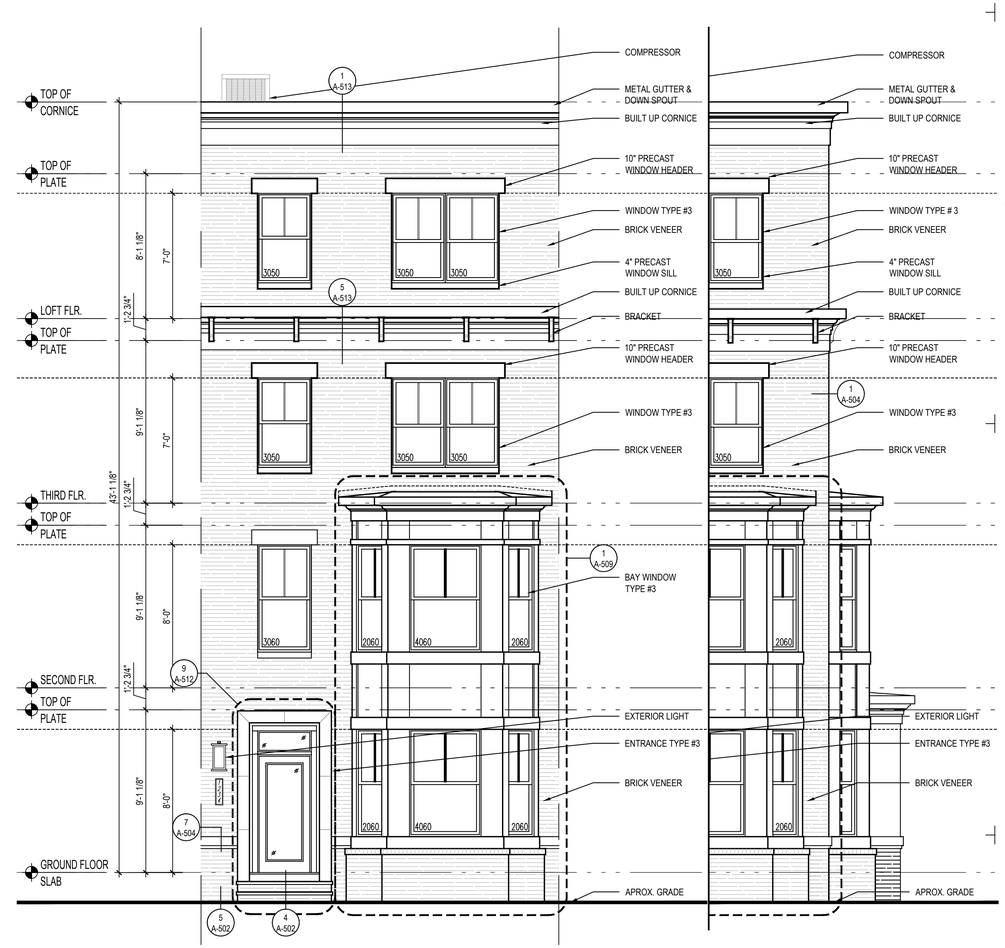

2 A-205 FRONT ELEVATION #6
SCALE: 1/8"=1'-0" NVP060cA205

1 A-205 PART. END
SCALE: 1/8"=1'-0" NVP060cA205

ARCHITECT:

lessard DESIGN
8521 Leesburg Pike
Suite 700 | Vienna, VA 22182
P:571.830.1800 | F:571.830.1801
www.lessarddesign.com

SEAL & SIGNATURE:

OWNER:

NVR
3926 PENDER DR.
STE. 200
FAIRFAX, VA 22030
703.259.6872
GLENN SUTTER

CONSULTANTS:

STRUCTURAL:
ALLIANCE ENGINEERS
12355 SUNRISE VALLEY DRIVE
SUITE 220
RESTON, VA 20191
703-749-7941
ABDI FARRAH
abdi@allianceengineers.com

VIENNA MARKET TOWNHOMES
VIENNA, VA
ELEVATIONS
W/ PART. FLOOR PLANS

NO	ISSUE/REVISION	DATE
	ISSUE FOR PERMIT	

PROJECT No:	NVR.060C.000
FILE NAME:	NVP060cA205.dwg
DRAWN BY:	HS
CHECKED BY:	JS
PLOT DATE:	Mar. 18, 19

A-205

©2016 LESSARD DESIGN INC. DARKER RESERVES ITS COMMON LAW COPYRIGHT AND OTHER PROPERTY RIGHTS IN THESE PLANS. THESE PLANS ARE NOT TO BE REPRODUCED, CHANGED OR COPIED IN ANY FORM OR MANNER WHATSOEVER, NOR ARE THEY TO BE ASSIGNED TO ANY THIRD PARTY, WITHOUT FIRST OBTAINING THE EXPRESS WRITTEN PERMISSION AND CONSENT OF LESSARD DESIGN INC.

Plot By: cvarela

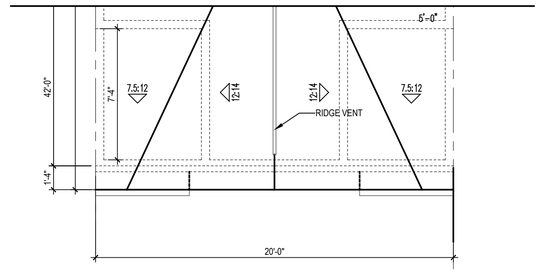

2e A-206 ROOF PARTIAL PLAN ELEV. #7

SCALE: 1/8"=1'-0" NVP060cA206

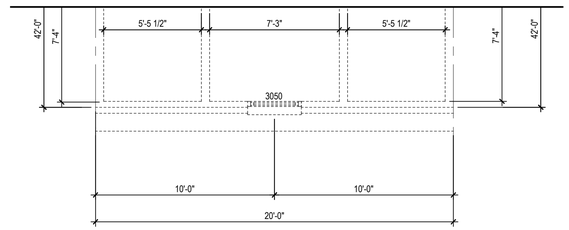

2d A-206 FOURTH FLOOR PARTIAL PLAN ELEV. #7

SCALE: 1/8"=1'-0" NVP060cA206

FOURTH FLOOR FINISHED AREA =381.67 SQ. FT.
ATTIC AREA = 167.73 SQ. FT.
BALCONY = 200.00 SQ. FT.

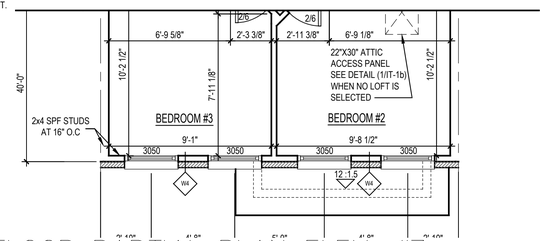

2c A-206 THIRD FLOOR PARTIAL PLAN ELEV. #7

SCALE: 1/8"=1'-0" NVP060cA206

THIRD FLOOR FINISHED AREA =800.00 SQ. FT.

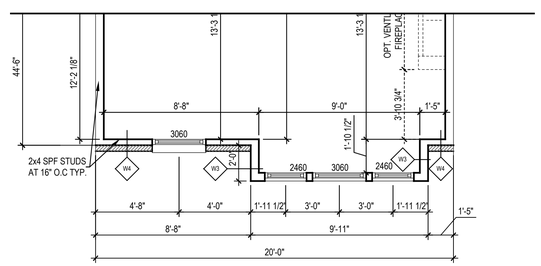

2b A-206 SECOND FLOOR PARTIAL PLAN ELEV. #7

SCALE: 1/8"=1'-0" NVP060cA206

SECOND FLOOR FINISHED AREA =785.35 SQ. FT.
SKY LANAI = 98.04 SQ. FT.

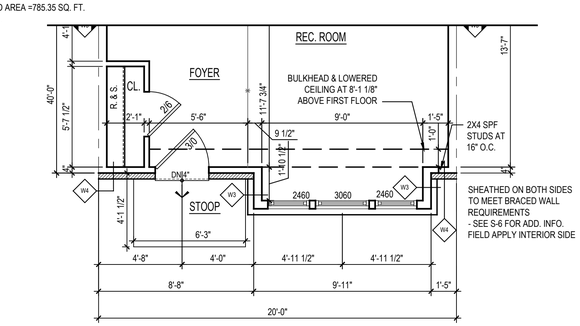

2a A-206 FIRST FLOOR PARTIAL PLAN ELEV. #7

SCALE: 1/8"=1'-0" NVP060cA206

GROUND FLOOR FINISHED AREA =389.16 SQ. FT.
GARAGE AREA = 400.00 SQ. FT.
MECHANICAL AREA = 30.67 SQ. FT.

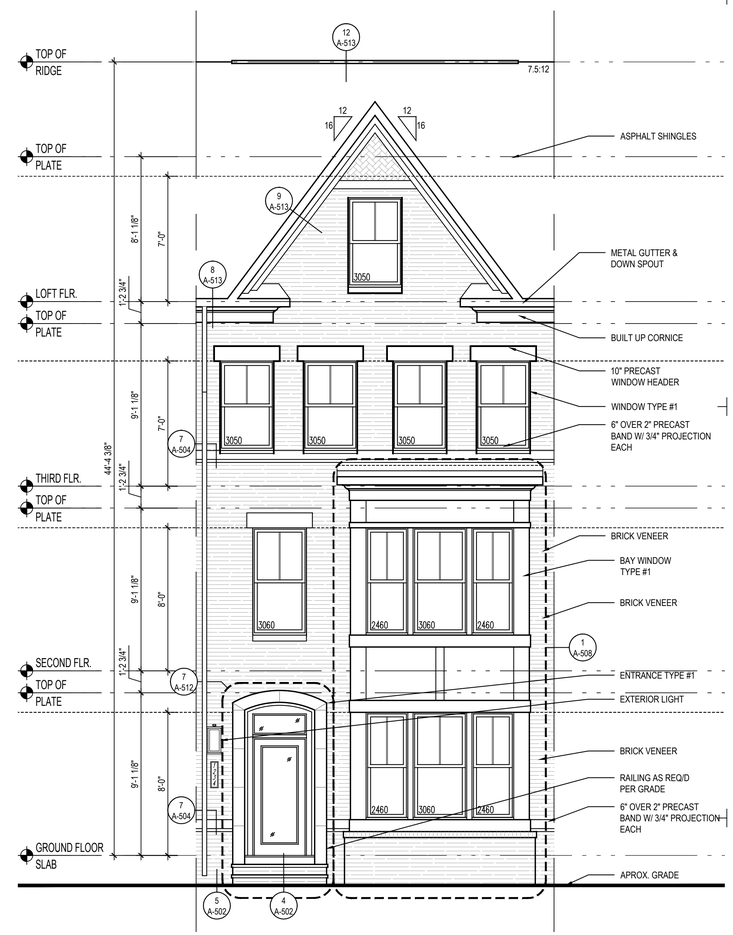

1 A-206 FRONT ELEVATION #7

SCALE: 1/8"=1'-0" NVP060cA206

ARCHITECT:

lessard DESIGN

8521 Leesburg Pike
Suite 700 | Vienna, VA 22182
P:571.830.1800 | F:571.830.1801
www.lessarddesign.com

SEAL & SIGNATURE:

OWNER:

NVR
3926 PENDER DR.
STE. 200
FAIRFAX, VA 22030
703.259.6872
GLENN SUTTER

CONSULTANTS:

STRUCTURAL:
ALLIANCE ENGINEERS
12355 SUNRISE VALLEY DRIVE
SUITE 220
RESTON, VA 20191
703-749-7941
ABDI FARRAH
abdi@allianceengineers.com

VIENNA MARKET TOWNHOMES
VIENNA, VA
ELEVATIONS
W/ PART. FLOOR PLANS

NO	ISSUE/REVISION	DATE
	ISSUE FOR PERMIT	

PROJECT No:	NVR.060C.00d
FILE NAME:	NVP060cA206.dwg
DRAWN BY:	HS
CHECKED BY:	ZS
PLOT DATE:	Mar. 18, 19

A-206

©2018 LESSARD DESIGN INC. EXPRESSLY RESERVES ITS COMMON LAW COPYRIGHT AND OTHER PROPERTY RIGHTS IN THESE PLANS. THESE PLANS ARE NOT TO BE REPRODUCED, CHANGED OR COPIED IN ANY FORM OR MATTER WHATSOEVER, NOR ARE THEY TO BE ASSIGNED TO ANY THIRD PARTY, WITHOUT FIRST OBTAINING THE EXPRESS WRITTEN PERMISSION AND CONSENT OF LESSARD DESIGN INC.

Plot By: cvarela

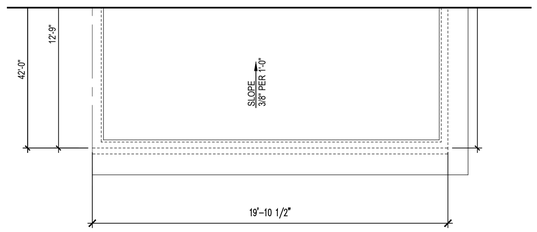

2e A-207 ROOF PARTIAL PLAN ELEV. #8

SCALE: 1/8"=1'-0" NVP060cA207

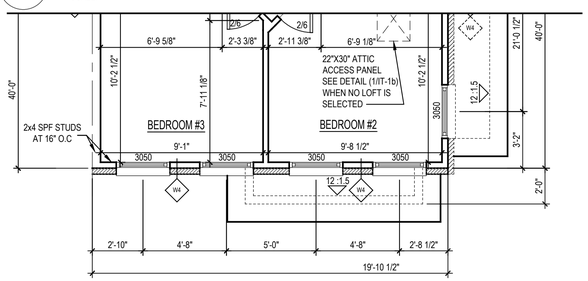

2c A-207 THIRD FLOOR PARTIAL PLAN ELEV. #8

SCALE: 1/8"=1'-0" NVP060cA207

THIRD FLOOR FINISHED AREA =795.00 SQ. FT.

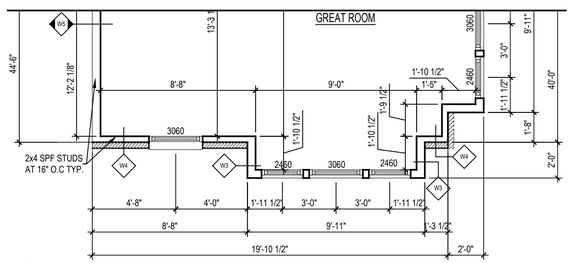

2b A-207 SECOND FLOOR PARTIAL PLAN ELEV. #8

SCALE: 1/8"=1'-0" NVP060cA207

SECOND FLOOR FINISHED AREA =800.19 SQ. FT.

SKY LANAI = 98.04 SQ. FT.

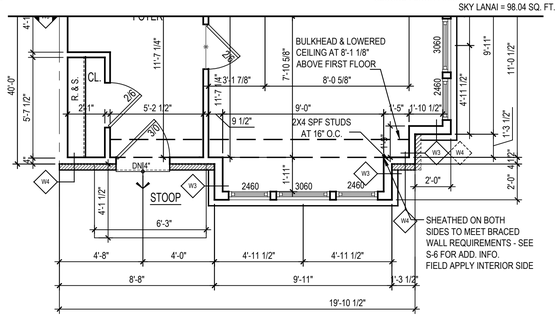

2a A-207 FIRST FLOOR PARTIAL PLAN ELEV. #8

SCALE: 1/8"=1'-0" NVP060cA207

GROUND FLOOR FINISHED AREA =406.50 SQ. FT.

GARAGE AREA = 800.19 SQ. FT.

MECHANICAL AREA = 30.67 SQ. FT.

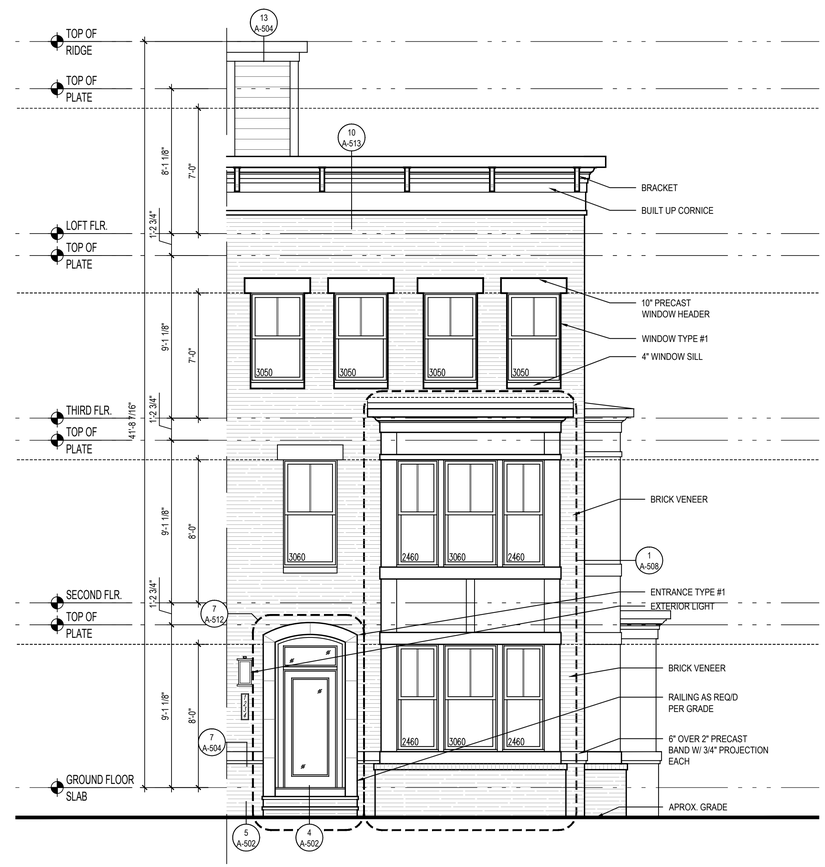

1 A-207 FRONT ELEVATION #8

SCALE: 1/8"=1'-0" NVP060cA207

ARCHITECT:

lessard DESIGN

8521 Leesburg Pike
Suite 700 | Vienna, VA 22182
P:571.830.1800 | F:571.830.1801
www.lessarddesign.com

SEAL & SIGNATURE:

OWNER:

NVR
3926 PENDER DR.
STE. 200
FAIRFAX, VA 22030
703.259.6872
GLENN SUTTER

CONSULTANTS:

STRUCTURAL:
ALLIANCE ENGINEERS
12355 SUNRISE VALLEY DRIVE
SUITE 220
RESTON, VA 20191
703-749-7941
ABDI FARRAH
abdi@allianceengineers.com

VIENNA MARKET TOWNHOMES
VIENNA, VA
ELEVATIONS
W/ PART. FLOOR PLANS

NO	ISSUE/REVISION	DATE
	ISSUE FOR PERMIT	

PROJECT No:	NVR.060C.00d
FILE NAME:	NVP060cA207.dwg
DRAWN BY:	HS
CHECKED BY:	ZS
PLOT DATE:	Mar. 18, 19

A-207

©2018 LESSARD DESIGN INC. EXPRESS RESERVES ITS COPYRIGHT AND OTHER PROPERTY RIGHTS IN THESE PLANS. THESE PLANS ARE NOT TO BE REPRODUCED, CHANGED OR COPIED IN ANY FORM OR MATTER WHATSOEVER, NOR ARE THEY TO BE ASSIGNED TO ANY THIRD PARTY, WITHOUT FIRST OBTAINING THE EXPRESS WRITTEN PERMISSION AND CONSENT OF LESSARD DESIGN INC.

Plot By: cvarela

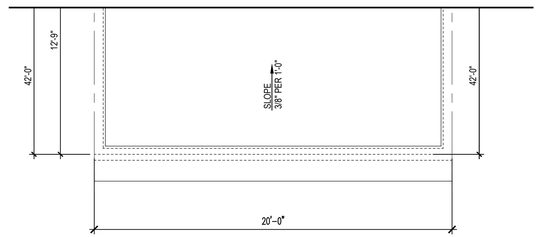

2e / A-208 ROOF PARTIAL PLAN ELEV. #9

SCALE: 1/8"=1'-0" NVP060cA208

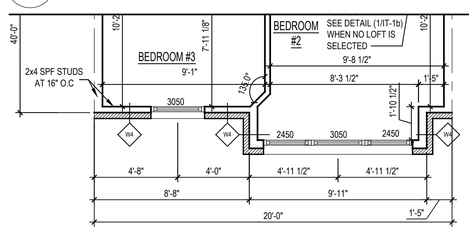

2c / A-208 THIRD FLOOR PARTIAL PLAN ELEV. #9

SCALE: 1/8"=1'-0" NVP060cA208

THIRD FLOOR FINISHED AREA =819.83 SQ. FT.

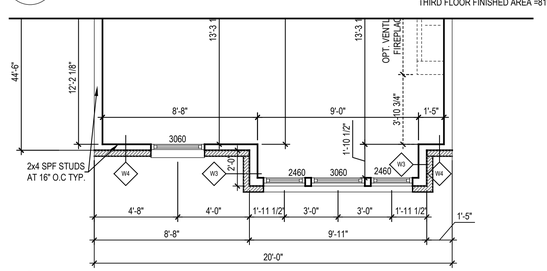

2b / A-208 SECOND FLOOR PARTIAL PLAN ELEV. #9

SCALE: 1/8"=1'-0" NVP060cA208

SECOND FLOOR FINISHED AREA =785.35 SQ. FT.

SKY LANAI = 98.04 SQ. FT.

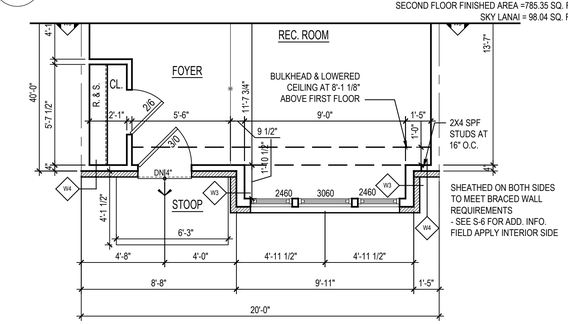

2a / A-208 FIRST FLOOR PARTIAL PLAN ELEV. #9

SCALE: 1/8"=1'-0" NVP060cA208

GROUND FLOOR FINISHED AREA = 389.16 SQ. FT.

GARAGE AREA = 400.00 SQ. FT.

MECHANICAL AREA = 30.67 SQ. FT.

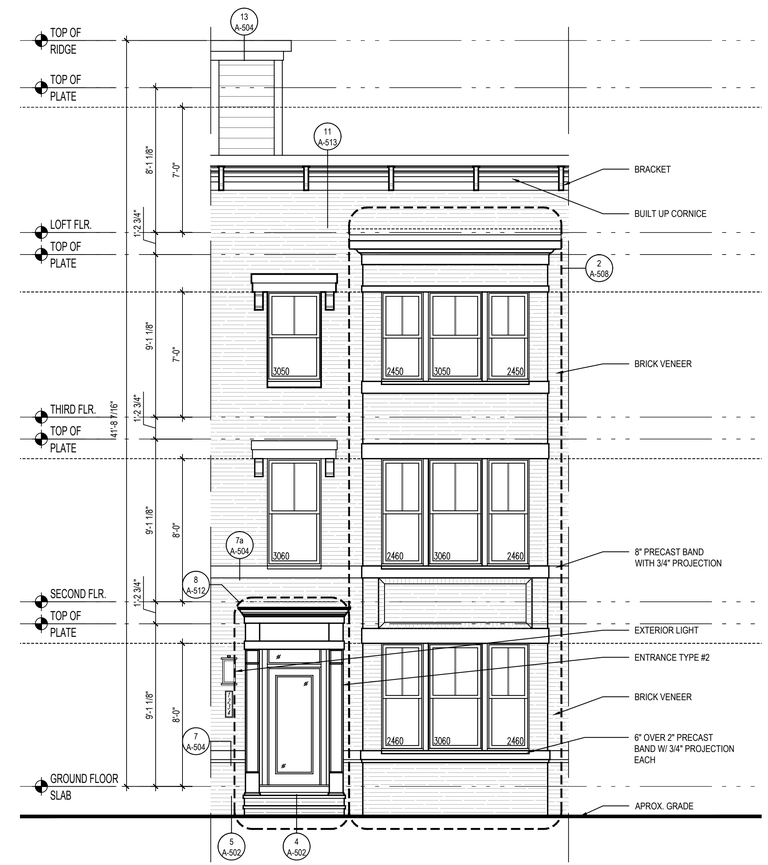

1 / A-208 FRONT ELEVATION #9

SCALE: 1/8"=1'-0" NVP060cA208

ARCHITECT:

lessard DESIGN

8521 Leesburg Pike
Suite 700 | Vienna, VA 22182
P:571.830.1800 | F:571.830.1801
www.lessarddesign.com

SEAL & SIGNATURE:

OWNER:

NVR
3926 PENDER DR.
STE. 200
FAIRFAX, VA 22030
703.259.6872
GLENN SUTTER

CONSULTANTS:

STRUCTURAL:
ALLIANCE ENGINEERS
12355 SUNRISE VALLEY DRIVE
SUITE 220
RESTON, VA 20191
703-749-7941
ABDI FARRAH
abdi@allianceengineers.com

VIENNA MARKET TOWNHOMES
VIENNA, VA
ELEVATIONS
W/ PART. FLOOR PLANS

NO	ISSUE/REVISION	DATE
	ISSUE FOR PERMIT	

PROJECT No:	NVR.060C.00d
FILE NAME:	NVP060cA208.dwg
DRAWN BY:	HS
CHECKED BY:	ZC
PLOT DATE:	Mar. 18, 19

A-208

©2018 LESSARD DESIGN INC. EXPRESS RESERVES ITS COMMON LAW COPYRIGHT AND OTHER PROPERTY RIGHTS IN THESE PLANS. THESE PLANS ARE NOT TO BE REPRODUCED, CHANGED OR COPIED IN ANY FORM OR MANNER WHATSOEVER, NOR ARE THEY TO BE ASSIGNED TO ANY THIRD PARTY, WITHOUT FIRST OBTAINING THE EXPRESS WRITTEN PERMISSION AND CONSENT OF LESSARD DESIGN INC.

Plot By: cvarela

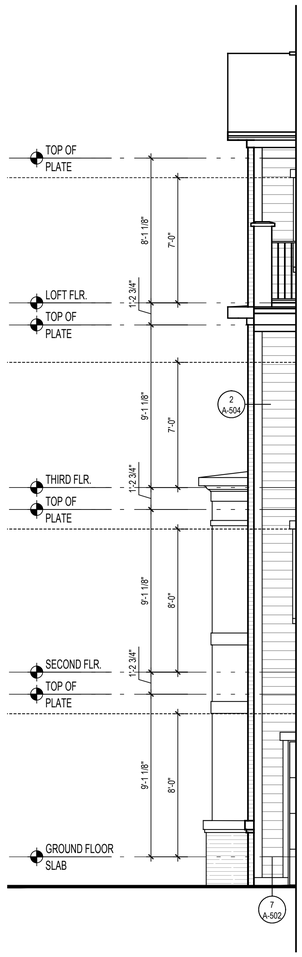

2a A-209 END COND.

SCALE: 1/8"=1'-0" NVP060cA209

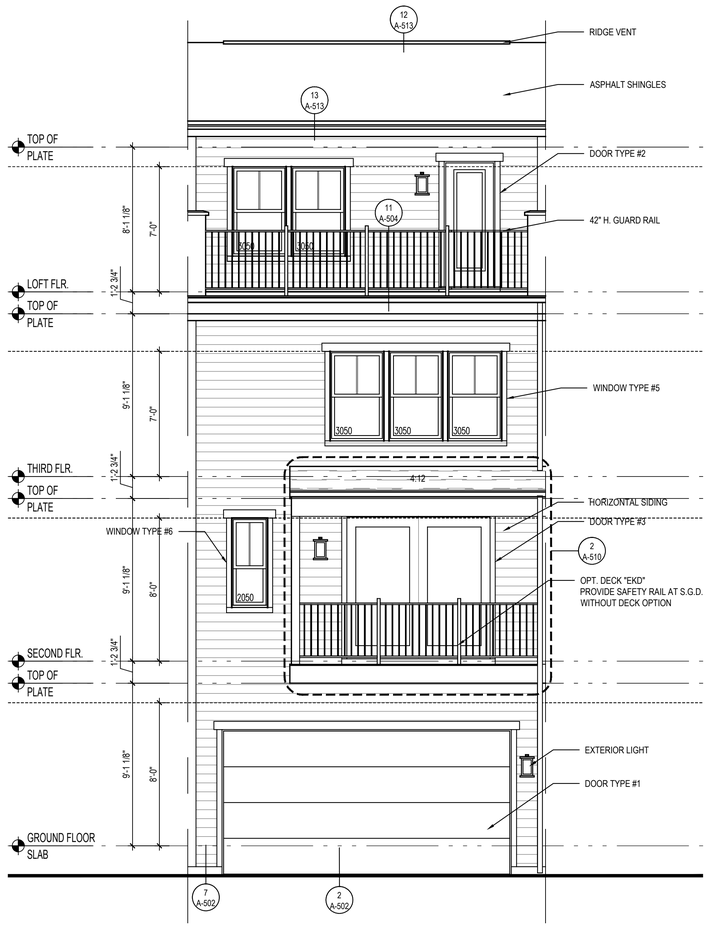

2 A-209 STANDARD REAR ELEVATION

SCALE: 1/8"=1'-0" NVP060cA209

@ ELEV. #3,4,5,&7

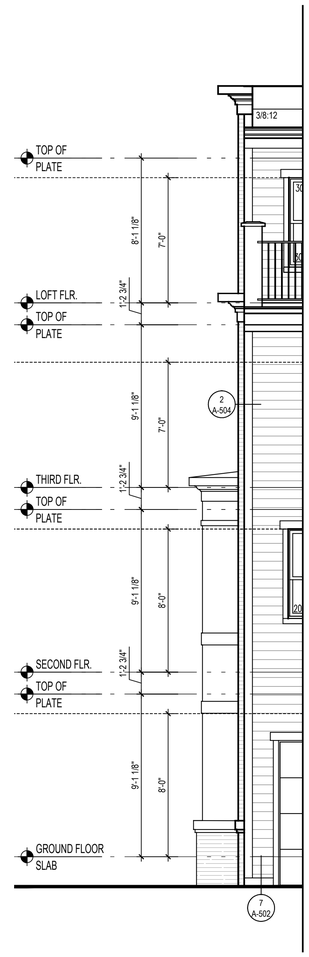

1a A-209 END COND.

SCALE: 1/8"=1'-0" NVP060cA209

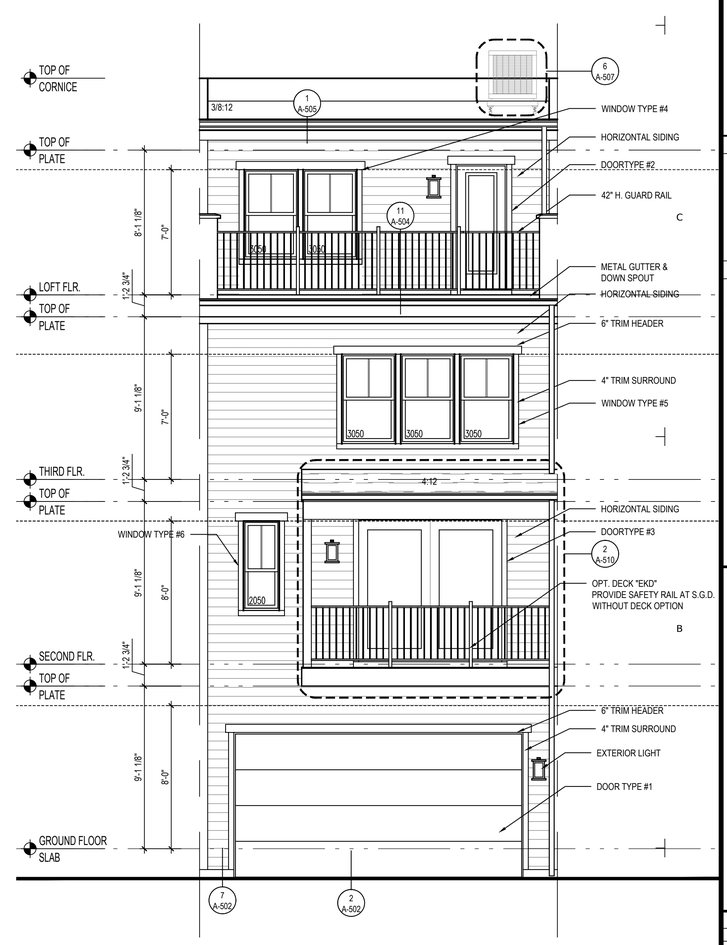

1 A-209 STANDARD REAR ELEVATION

SCALE: 1/8"=1'-0" NVP060cA209

ARCHITECT:

lessard DESIGN

8521 Leesburg Pike
Suite 700 | Vienna, VA 22182
P:571.830.1800 | F:571.830.1801
www.lessarddesign.com

SEAL & SIGNATURE:

OWNER:

NVR
3926 PENDER DR.
STE. 200
FAIRFAX, VA 22030
703.259.6872
GLENN SUTTER

CONSULTANTS:

STRUCTURAL:
ALLIANCE ENGINEERS
12355 SUNRISE VALLEY DRIVE
SUITE 220
RESTON, VA 20191
703-749-7941
ABDI FARRAH
abdi@allianceengineers.com

VIENNA MARKET TOWNHOMES
VIENNA, VA

ELEVATIONS

NO	ISSUE/REVISION	DATE
	ISSUE FOR PERMIT	

PROJECT No:	NVR.060C.000
FILE NAME:	NVP060cA209.dwg
DRAWN BY:	HS
CHECKED BY:	JS
PLOT DATE:	Mar. 18, 19

A-209

©2018 LESSARD DESIGN INC. EXPRESS RESERVED STS COMMON LAW COPYRIGHT AND OTHER PROPERTY RIGHTS IN THESE PLANS. THESE PLANS ARE NOT TO BE REPRODUCED, CHANGED OR COPIED IN ANY FORM OR MATTER WHATSOEVER, NOR ARE THEY TO BE ASSIGNED TO ANY THIRD PARTY, WITHOUT FIRST OBTAINING THE EXPRESS WRITTEN PERMISSION AND CONSENT OF LESSARD DESIGN INC.

Plot By: cvarela

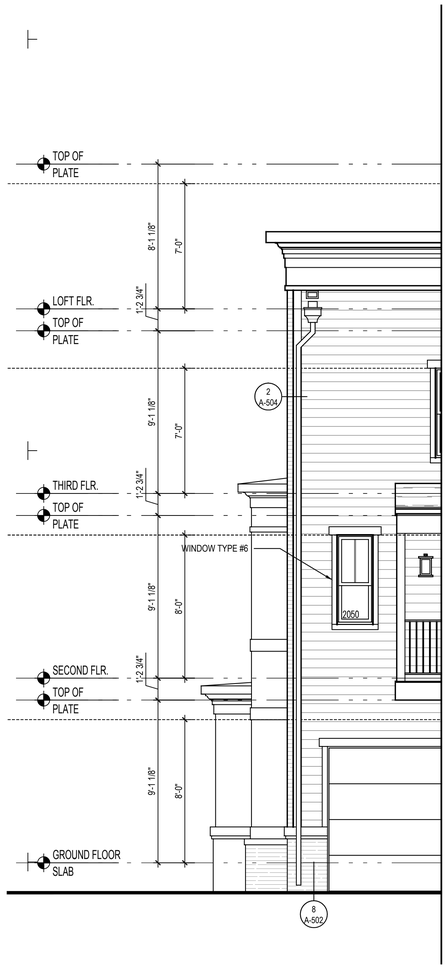

1a A-209a END COND.
SCALE: 1/8"=1'-0" NVP060cA209

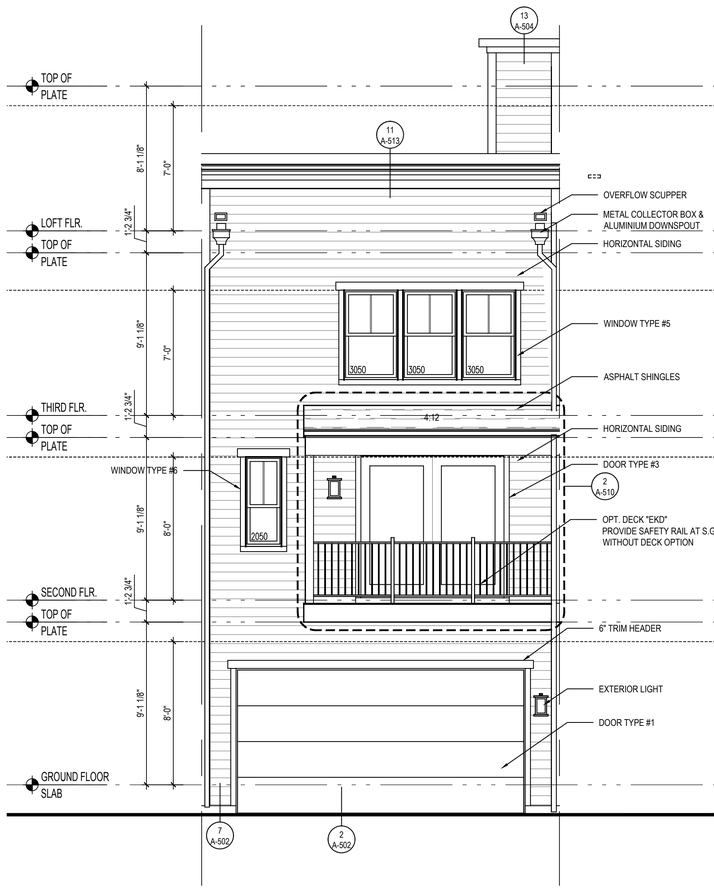

1 A-209a REAR ELEVATION
SCALE: 1/8"=1'-0" NVP060cA209

@ ELEV. #1&2

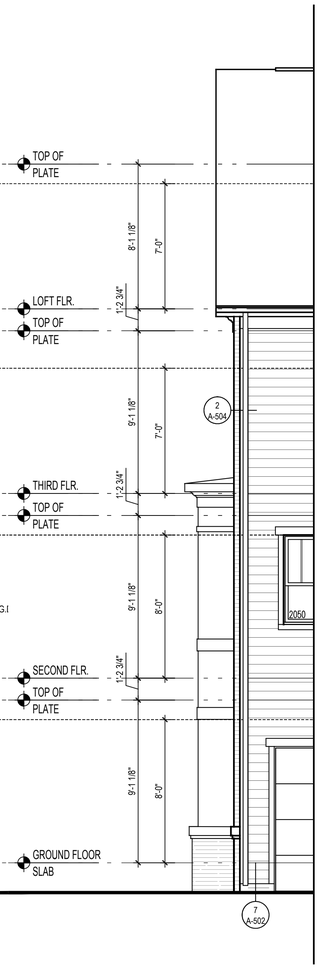

1a A-209a END COND.
SCALE: 1/8"=1'-0" NVP060cA209

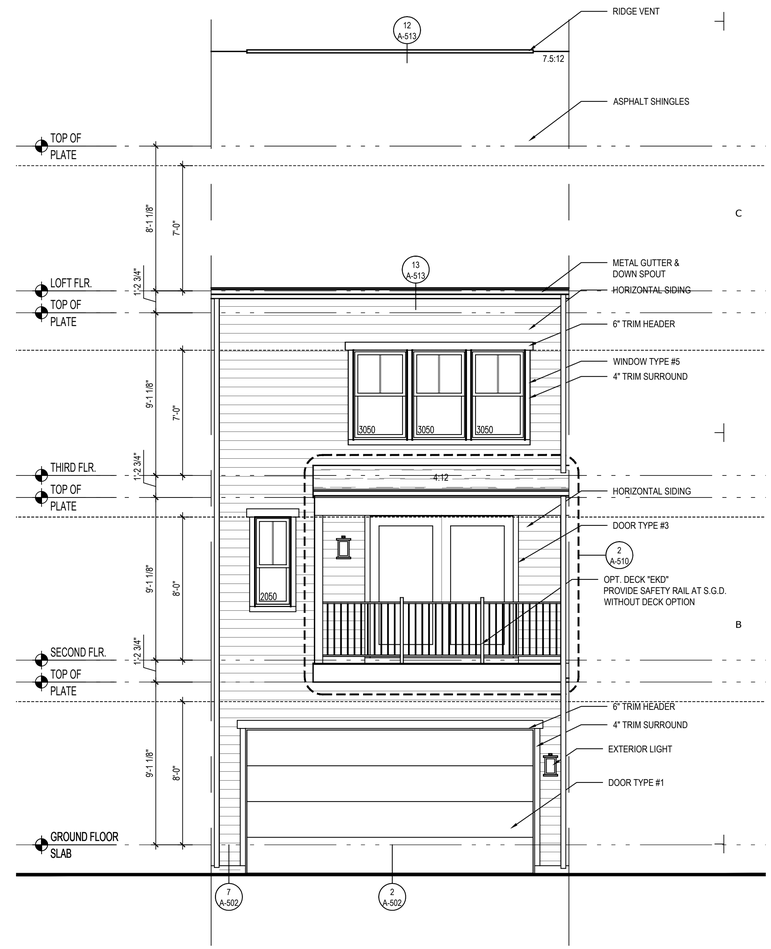

1 A-209a ALTERNATIVE REAR ELEVATION
SCALE: 1/8"=1'-0" NVP060cA209

@ ELEV. #3,4,5,&7

ARCHITECT:

lessard DESIGN

8521 Leesburg Pike
Suite 700 | Vienna, VA 22182
P:571.830.1800 | F:571.830.1801
www.lessarddesign.com

SEAL & SIGNATURE:

OWNER:

NVR
3926 PENDER DR.
STE. 200
FAIRFAX, VA 22030
703.259.6872
GLENN SUTTER

CONSULTANTS:

STRUCTURAL:
ALLIANCE ENGINEERS
12355 SUNRISE VALLEY DRIVE
SUITE 220
RESTON, VA 20191
703-749-7941
ABDI FARRAH
abdi@allianceengineers.com

VIENNA MARKET TOWNHOMES
VIENNA, VA

ELEVATIONS

NO	ISSUE/REVISION	DATE
	ISSUE FOR PERMIT	

PROJECT No:	NVR.060C.000
FILE NAME:	NVP060cA209.dwg
DRAWN BY:	HS
CHECKED BY:	JS
PLOT DATE:	Mar. 18, 19

A-209a

©2016 LESSARD DESIGN INC. DARGER & PARTNERS PLLC RESERVES ITS COMMON LAW COPYRIGHT AND OTHER PROPERTY RIGHTS IN THESE PLANS. THESE PLANS ARE NOT TO BE REPRODUCED, CHANGED OR COPIED IN ANY FORM OR MANNER WHATSOEVER, NOR ARE THEY TO BE ASSIGNED TO ANY THIRD PARTY, WITHOUT FIRST OBTAINING THE EXPRESS WRITTEN PERMISSION AND CONSENT OF LESSARD DESIGN INC.

Plot By: cvarela

2 A-210 SIDE ELEVATION #1

SCALE: 1/8"=1'-0" NVP060cA210

1 A-210 SIDE ELEVATION #1 W/ SHED

SCALE: 1/8"=1'-0" NVP060cA210

ARCHITECT:

lessard DESIGN

8521 Leesburg Pike
Suite 700 | Vienna, VA 22182
P:571.830.1800 | F:571.830.1801
www.lessarddesign.com

SEAL & SIGNATURE:

OWNER:

NVR
3926 PENDER DR.
STE. 200
FAIRFAX, VA 22030
703.259.6872
GLENN SUTTER

CONSULTANTS:

STRUCTURAL:
ALLIANCE ENGINEERS
12355 SUNRISE VALLEY DRIVE
SUITE 220
RESTON, VA 20191
703-749-7941
ABDI FARRAH
abdi@allianceengineers.com

VIENNA MARKET TOWNHOMES
VIENNA, VA

ELEVATIONS

NO	ISSUE/REVISION	DATE
	ISSUE FOR PERMIT	

PROJECT No:	NVR.060C.00d
FILE NAME:	NVP060cA210.dwg
DRAWN BY:	HS
CHECKED BY:	ZS
PLOT DATE:	Mar. 18, 19

A-210

©2018 LESSARD DESIGN, INC. EXPRESSLY RESERVES ITS COPYRIGHT AND OTHER PROPERTY RIGHTS IN THESE PLANS. THESE PLANS ARE NOT TO BE REPRODUCED, CHANGED OR COPIED IN ANY FORM OR MANNER WHATSOEVER, NOR ARE THEY TO BE ASSIGNED TO ANY THIRD PARTY, WITHOUT FIRST OBTAINING THE EXPRESS WRITTEN PERMISSION AND CONSENT OF LESSARD DESIGN INC.

Plot By: cvarela

1 A-211 SIDE ELEVATION #6 W/ SHED & NO BAY

SCALE: 1/8"=1'-0" NVP060cA211

1 A-211 SIDE ELEVATION #2 W/ SHED

SCALE: 1/8"=1'-0" NVP060cA211

ARCHITECT:

lessard DESIGN

8521 Leesburg Pike
Suite 700 | Vienna, VA 22182
P:571.830.1800 | F:571.830.1801
www.lessarddesign.com

SEAL & SIGNATURE:

OWNER:

NVR
3926 PENDER DR.
STE. 200
FAIRFAX, VA 22030
703.259.6872
GLENN SUTTER

CONSULTANTS:

STRUCTURAL:
ALLIANCE ENGINEERS
12355 SUNRISE VALLEY DRIVE
SUITE 220
RESTON, VA 20191
703-749-7941
ABDI FARRAH
abdi@allianceengineers.com

VIENNA MARKET TOWNHOMES
VIENNA, VA

ELEVATIONS

NO	ISSUE/REVISION	DATE
	ISSUE FOR PERMIT	

PROJECT No:	NVR.060C.00d
FILE NAME:	NVP060cA211.dwg
DRAWN BY:	HS
CHECKED BY:	ZS
PLOT DATE:	Mar. 18, 19

A-211

©2018 LESSARD DESIGN INC. EXPRESSLY RESERVES ITS COPYRIGHT AND OTHER PROPERTY RIGHTS IN THESE PLANS. THESE PLANS ARE NOT TO BE REPRODUCED, CHANGED OR COPIED IN ANY FORM OR MATTER WHATSOEVER, NOR ARE THEY TO BE ASSIGNED TO ANY THIRD PARTY, WITHOUT FIRST OBTAINING THE EXPRESS WRITTEN PERMISSION AND CONSENT OF LESSARD DESIGN INC.

Plot By: cvarela

2 A-212 SIDE ELEVATION #6 W/SHED

SCALE: 1/8"=1'-0" NVP060cA212

1 A-212 SIDE ELEVATION #6

SCALE: 1/8"=1'-0" NVP060cA212

ARCHITECT:

lessard DESIGN

8521 Leesburg Pike
Suite 700 | Vienna, VA 22182
P:571.830.1800 | F:571.830.1801
www.lessarddesign.com

SEAL & SIGNATURE:

OWNER:

NVR
3926 PENDER DR.
STE. 200
FAIRFAX, VA 22030
703.259.6872
GLENN SUTTER

CONSULTANTS:

STRUCTURAL:
ALLIANCE ENGINEERS
12355 SUNRISE VALLEY DRIVE
SUITE 220
RESTON, VA 20191
703-749-7941
ABDI FARRAH
abdi@allianceengineers.com

VIENNA MARKET TOWNHOMES
VIENNA, VA

ELEVATIONS

NO	ISSUE/REVISION	DATE
	ISSUE FOR PERMIT	

PROJECT No:	NVR.060C.004
FILE NAME:	NVP060cA212.dwg
DRAWN BY:	HS
CHECKED BY:	SG
PLOT DATE:	Mar. 18, 19

A-212

©2018 LESSARD DESIGN INC. EXPRESSLY RESERVES ITS COMMON LAW COPYRIGHT AND OTHER PROPERTY RIGHTS IN THESE PLANS. THESE PLANS ARE NOT TO BE REPRODUCED, CHANGED OR COPIED IN ANY FORM OR MATTER WHATSOEVER, NOR ARE THEY TO BE ASSIGNED TO ANY THIRD PARTY, WITHOUT FIRST OBTAINING THE EXPRESS WRITTEN PERMISSION AND CONSENT OF LESSARD DESIGN INC.

Plot By: cvarela

1 A-213 SIDE ELEVATION #8

SCALE: 1/8"=1'-0"

NVP060cA213

ARCHITECT:

lessard DESIGN

8521 Leesburg Pike
Suite 700 | Vienna, VA 22182
P:571.830.1800 | F:571.830.1801
www.lessarddesign.com

SEAL & SIGNATURE:

OWNER:

NVR
3926 PENDER DR.
STE. 200
FAIRFAX, VA 22030
703.259.6872
GLENN SUTTER

CONSULTANTS:

STRUCTURAL:
ALLIANCE ENGINEERS
12355 SUNRISE VALLEY DRIVE
SUITE 220
RESTON, VA 20191
703-749-7941
ABDI FARRAH
abdi@allianceengineers.com

VIENNA MARKET TOWNHOMES
VIENNA, VA

ELEVATIONS

NO	ISSUE/REVISION	DATE
	ISSUE FOR PERMIT	

PROJECT No:	NVR.060C.00d
FILE NAME:	NVP060cA213.dwg
DRAWN BY:	HS
CHECKED BY:	ZS
PLOT DATE:	Mar. 18, 19

A-213

©2018 LESSARD DESIGN INC. EXPRESSLY RESERVES ITS COMMON LAW COPYRIGHT AND OTHER PROPERTY RIGHTS IN THESE PLANS. THESE PLANS ARE NOT TO BE REPRODUCED, CHANGED OR COPIED IN ANY FORM OR MANNER WHATSOEVER, NOR ARE THEY TO BE ASSIGNED TO ANY THIRD PARTY, WITHOUT FIRST OBTAINING THE EXPRESS WRITTEN PERMISSION AND CONSENT OF LESSARD DESIGN INC.

Plot By: cvarela

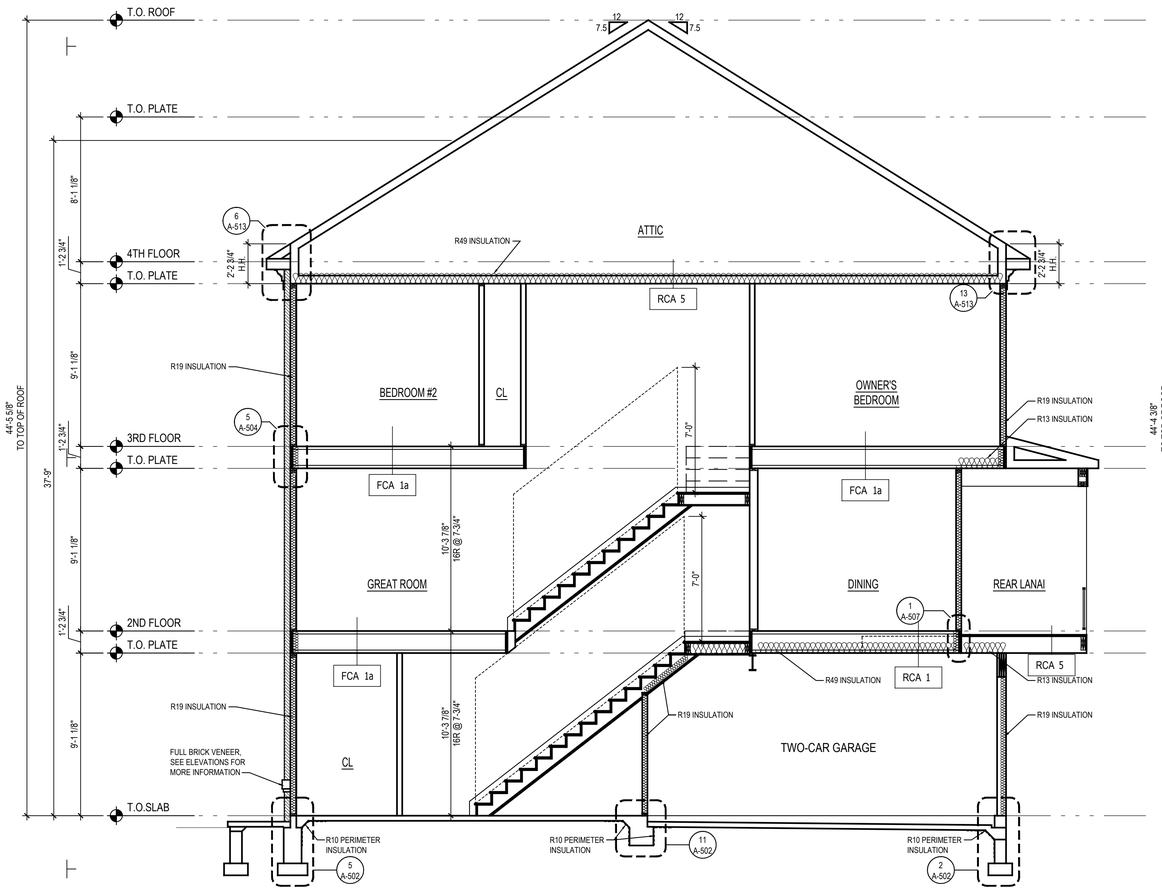

2 A-300 SECTION

SCALE: 1/8"=1'-0" NVP060cA300

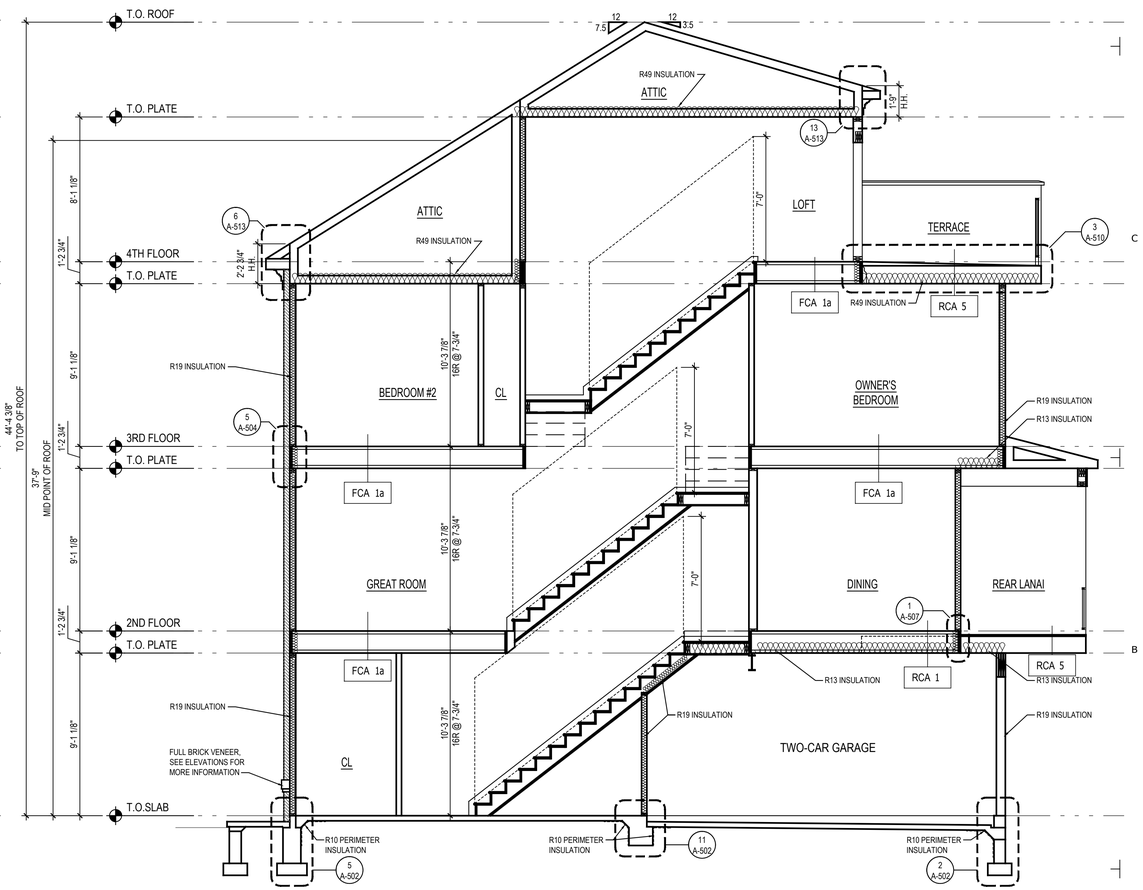

1 A-300 SECTION

SCALE: 1/8"=1'-0" NVP060cA300

Plot By: cvarela

ARCHITECT:

lessard DESIGN

8521 Leesburg Pike
Suite 700 | Vienna, VA 22182
P:571.830.1800 | F:571.830.1801
www.lessarddesign.com

SEAL & SIGNATURE:

OWNER:

NVR
3926 PENDER DR.
STE. 200
FAIRFAX, VA 22030
703.259.6872
GLENN SUTTER

CONSULTANTS:

STRUCTURAL:
ALLIANCE ENGINEERS
12355 SUNRISE VALLEY DRIVE
SUITE 220
RESTON, VA 20191
703-749-7941
ABDI FARRAH
abdi@allianceengineers.com

VIENNA MARKET TOWNHOMES
VIENNA, VA

SECTIONS

NO	ISSUE/REVISION	DATE
	ISSUE FOR PERMIT	

PROJECT No:	NVR.060C.000
FILE NAME:	NVP060cA300.dwg
DRAWN BY:	HS
CHECKED BY:	JS
PLOT DATE:	Mar. 18, 19

A-300

©2016 LESSARD DESIGN INC. DARKER PRESERVES ITS COPYRIGHT AND OTHER PROPERTY RIGHTS IN THESE PLANS. THESE PLANS ARE NOT TO BE REPRODUCED, CHANGED OR COPIED IN ANY FORM OR MANNER WHATSOEVER, NOR ARE THEY TO BE ASSIGNED TO ANY THIRD PARTY, WITHOUT FIRST OBTAINING THE EXPRESS WRITTEN PERMISSION AND CONSENT OF LESSARD DESIGN INC.

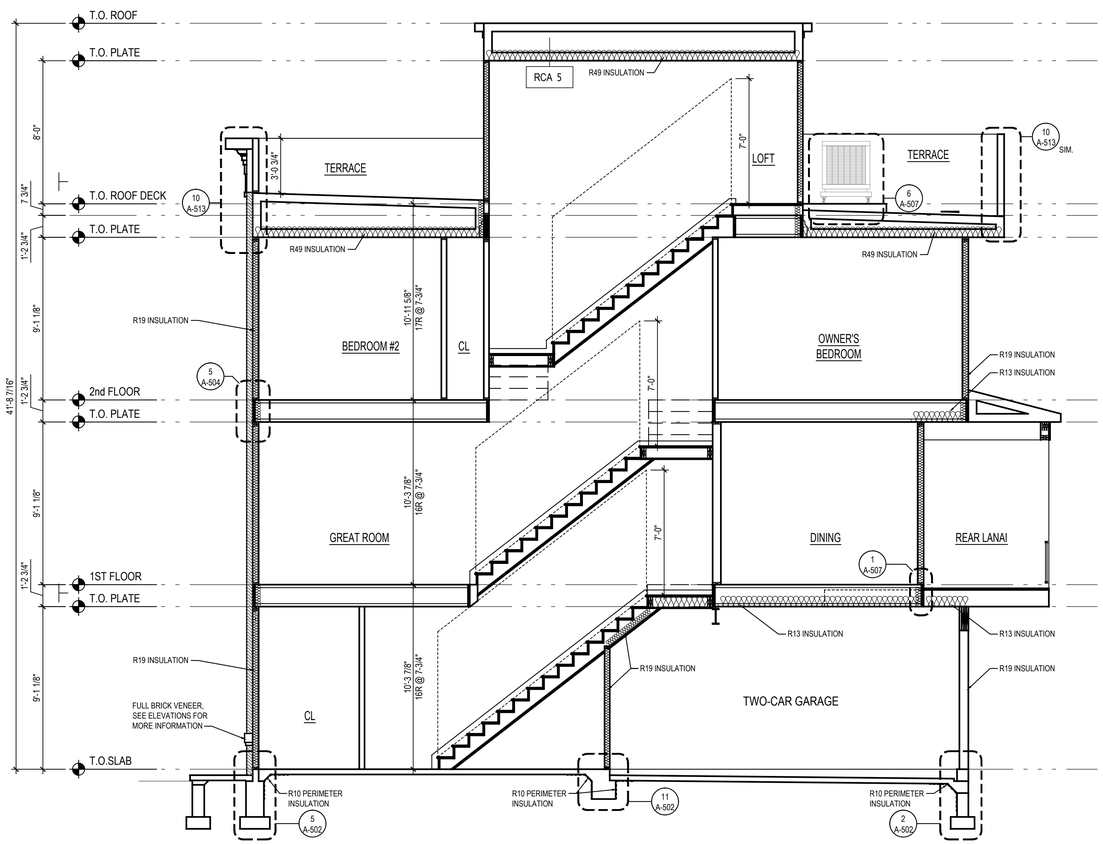

2 A-301 SECTION

SCALE: 1/8"=1'-0" NVP060cA301

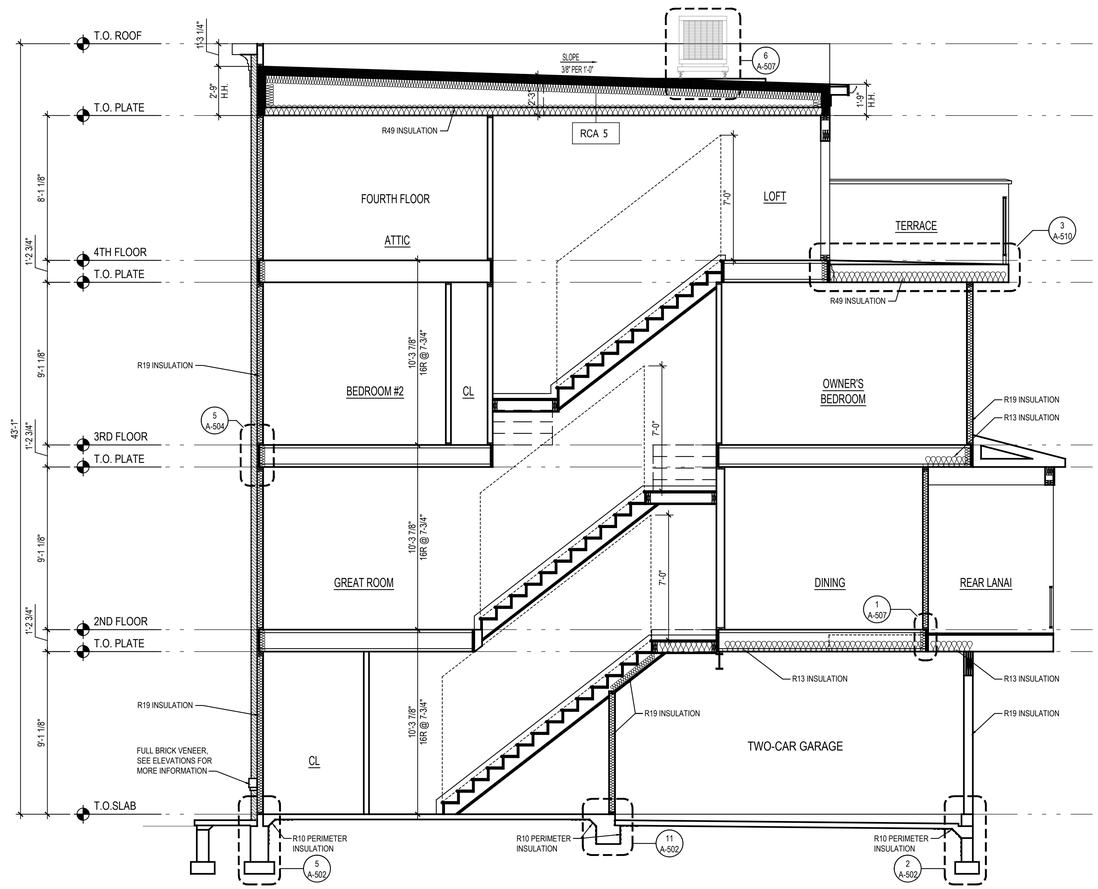

1 A-301 SECTION

SCALE: 1/8"=1'-0" NVP060cA301

Plot By: cvarela

ARCHITECT:

lessard DESIGN

8521 Leesburg Pike
Suite 700 | Vienna, VA 22182
P:571.830.1800 | F:571.830.1801
www.lessarddesign.com

SEAL & SIGNATURE:

OWNER:

NVR
3926 PENDER DR.
STE. 200
FAIRFAX, VA 22030
703.259.6872
GLENN SUTTER

CONSULTANTS:

STRUCTURAL:
ALLIANCE ENGINEERS
12355 SUNRISE VALLEY DRIVE
SUITE 220
RESTON, VA 20191
703-749-7941
ABDI FARRAH
abdi@allianceengineers.com

VIENNA MARKET TOWNHOMES
VIENNA, VA

SECTIONS

NO	ISSUE/REVISION	DATE
	ISSUE FOR PERMIT	

PROJECT No:	NVR.060C.000
FILE NAME:	NVP060cA301.dwg
DRAWN BY:	HS
CHECKED BY:	JS
PLOT DATE:	Mar. 18, 19

A-301

©2018 LESSARD DESIGN, INC. EXPRESS RESERVES ITS COMMON LAW COPYRIGHT AND OTHER PROPERTY RIGHTS IN THESE PLANS. THESE PLANS ARE NOT TO BE REPRODUCED, CHANGED OR COPIED IN ANY FORM OR MANNER WHATSOEVER, NOR ARE THEY TO BE ASSIGNED TO ANY THIRD PARTY, WITHOUT FIRST OBTAINING THE EXPRESS WRITTEN PERMISSION AND CONSENT OF LESSARD DESIGN INC.