

CADENCE AT PARK
VIENNA, VIRGINIA

20.014

REVISIONS

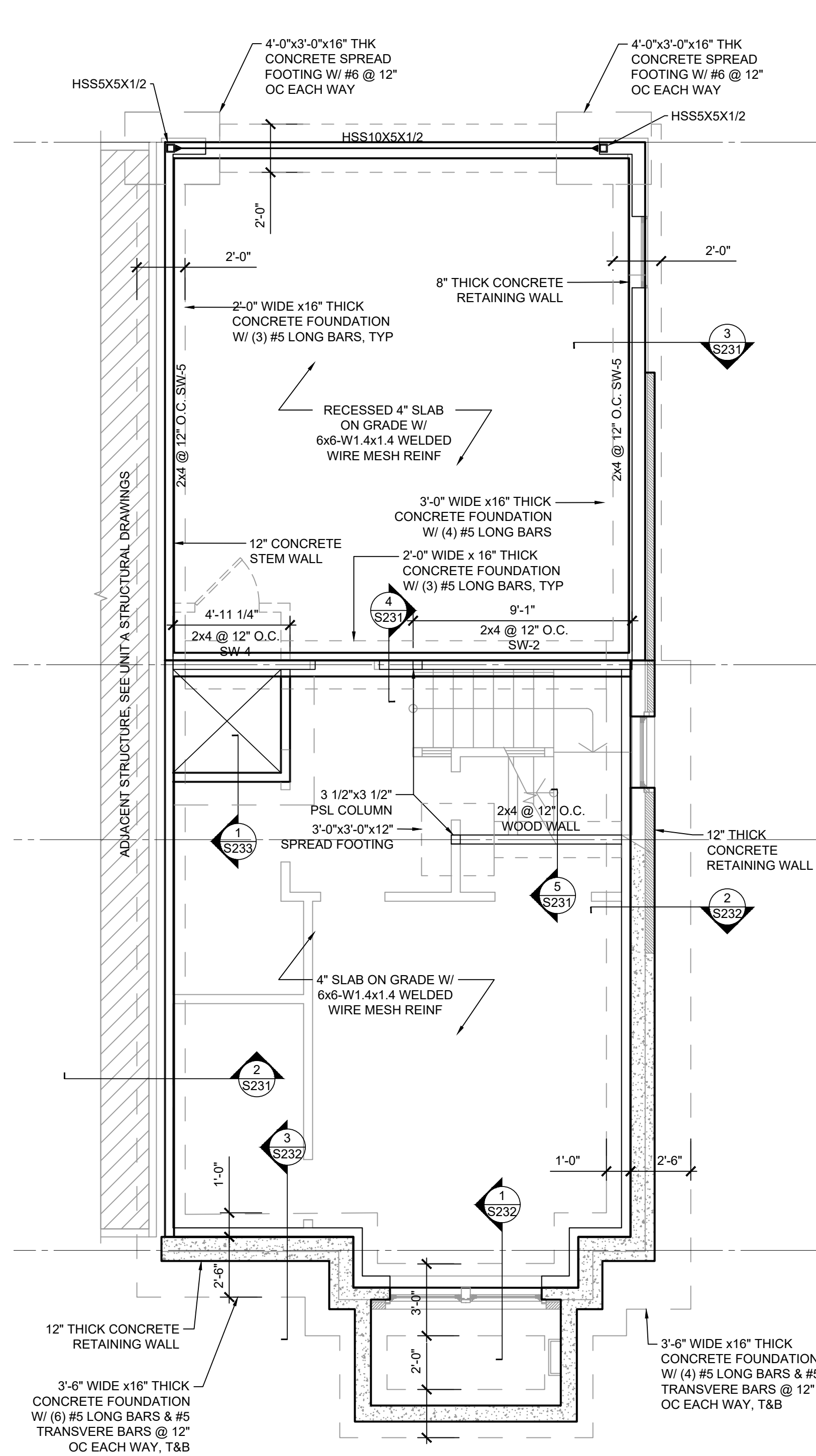
DATE	DESCRIPTION
12.08.21	P1 PERMIT REVISION #

FOR PERMIT
01.21.21

UNIT C ALT. FRAMING PLANS

SHEET NO.

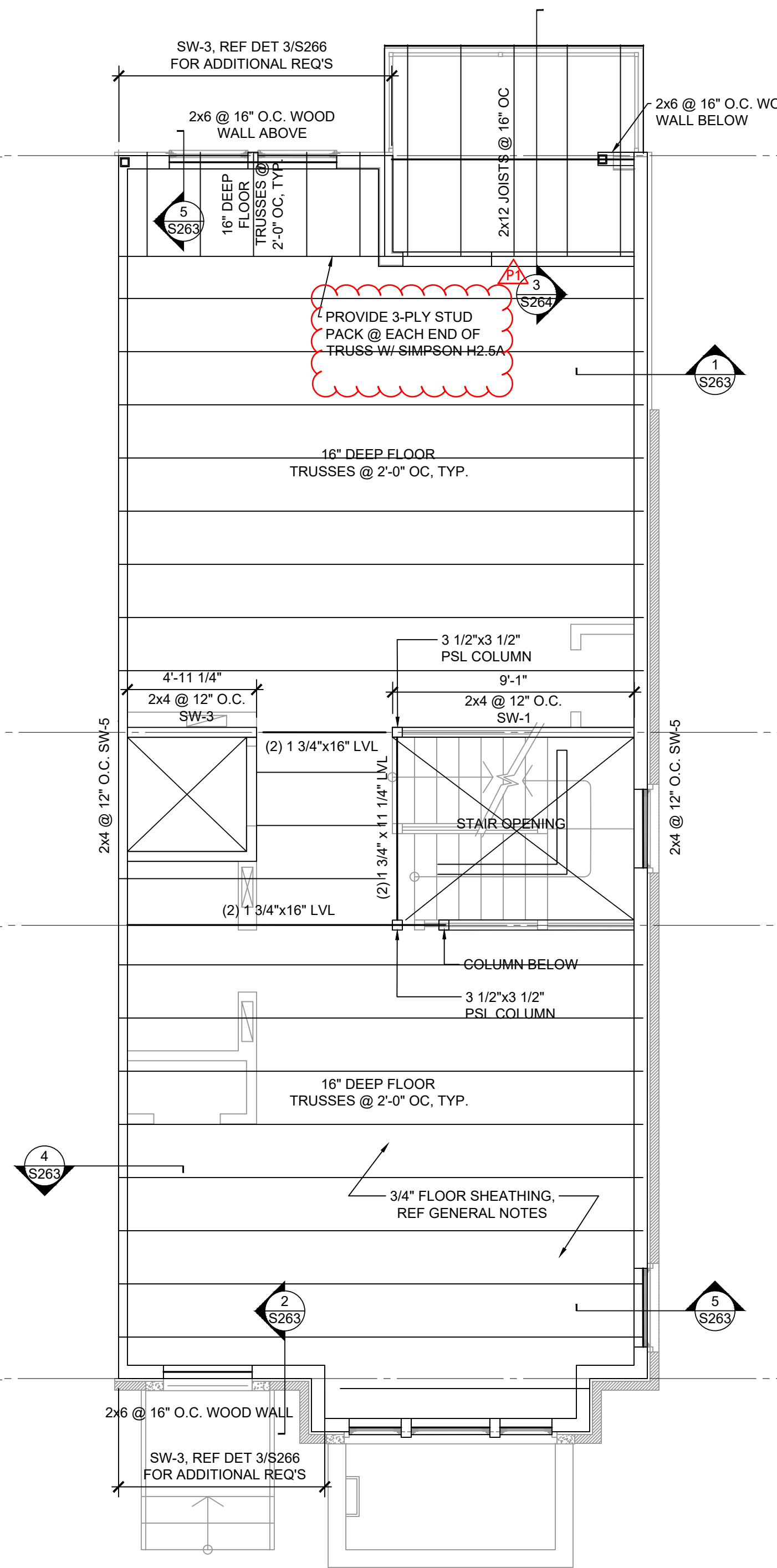
S105



1 UNIT C ALT. FOUNDATION PLAN
S105 1/4"=1'-0"

PLAN NOTES:

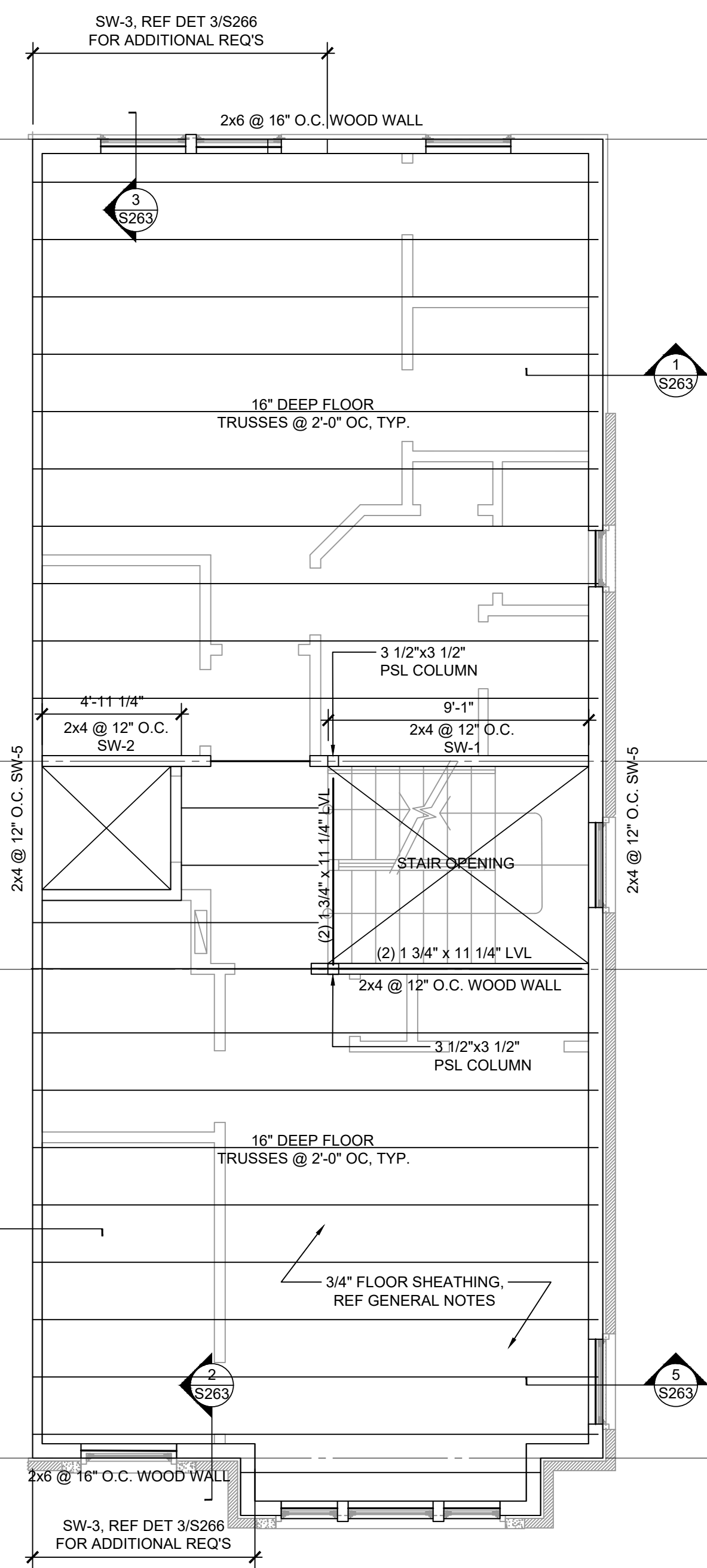
1. SOIL ALLOWABLE BEARING PRESSURE 2000 PSI.
2. VERIFY ALL DIMENSIONS AND EXISTING CONDITIONS AND OPENINGS WITH ARCH / MECH DWGS.
3. REFERENCE ARCH / MEP DRAWINGS FOR ADDITIONAL DIMENSIONS, DEMOLITION, FINISHES, ETC AND INFORMATION NOT SHOWN TO COORDINATE STRUCTURAL WORK.
4. INSTALL TEMPORARY SHORING AND BRACING AS REQUIRED TO MAINTAIN INTEGRITY OF STRUCTURE. NECESSARY TEMPORARY SUPPORTS ARE NOT LIMITED TO SUGGESTED LOCATIONS AND CONFIGURATION SHOWN IN DOCUMENTS.



2 UNIT C FIRST FLOOR ALT FRAMING PLAN
S105 1/4"=1'-0"

PLAN NOTES

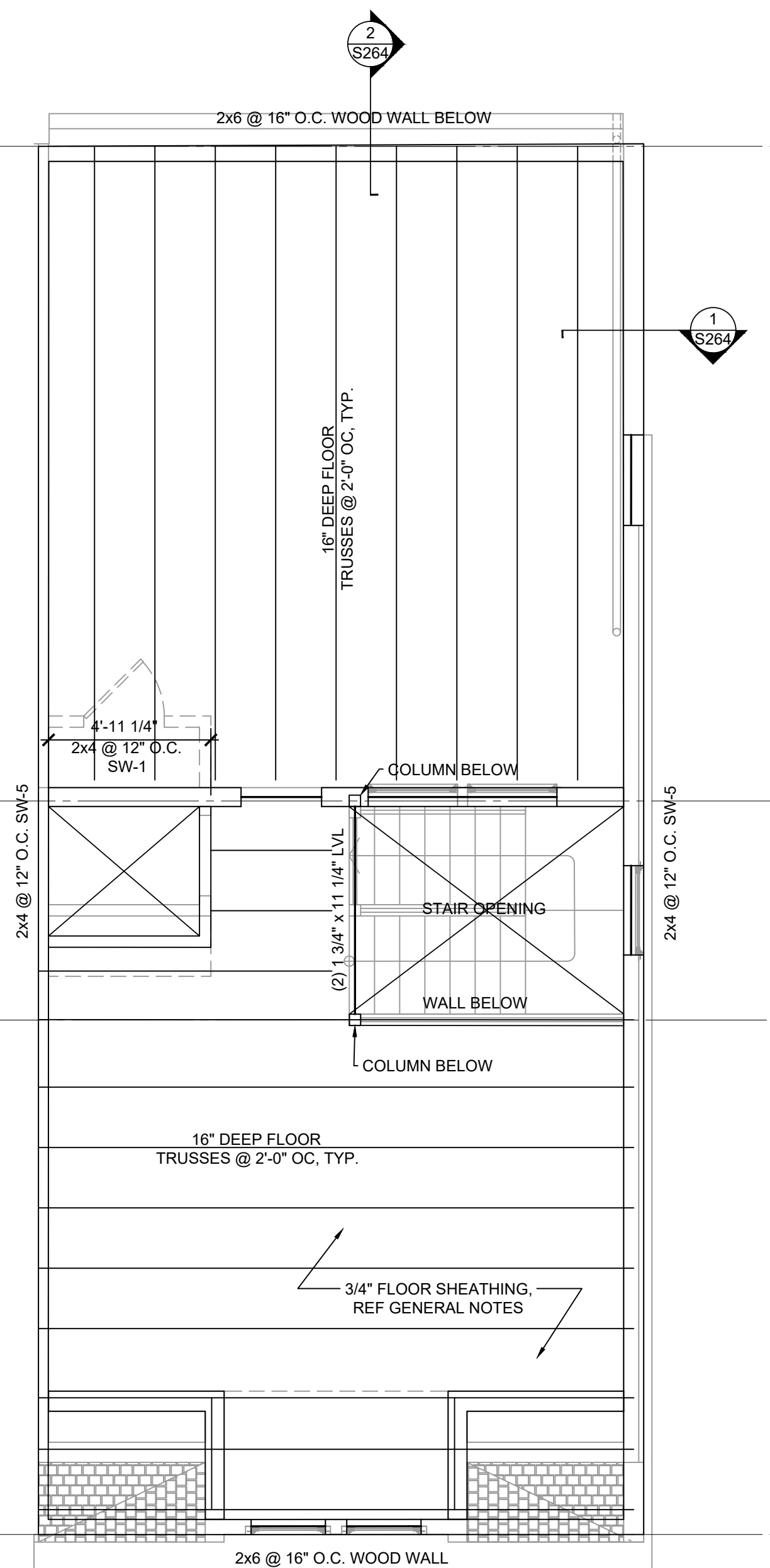
1. VERIFY ALL DIMENSIONS AND EXISTING CONDITIONS AND OPENINGS WITH ARCH / MECH DWGS.
2. REFERENCE ARCH / MEP DRAWINGS FOR ADDITIONAL DIMENSIONS, DEMOLITION, FINISHES, ETC AND INFORMATION NOT SHOWN TO COORDINATE STRUCTURAL WORK.
3. INSTALL TEMPORARY SHORING AND BRACING AS REQUIRED TO MAINTAIN INTEGRITY OF STRUCTURE. NECESSARY TEMPORARY SUPPORTS ARE NOT LIMITED TO SUGGESTED LOCATIONS AND CONFIGURATION SHOWN IN DOCUMENTS.



3 UNIT C SECOND FLOOR ALT. FRAMING PLAN
S105 1/4"=1'-0"

PLAN NOTES:

1. VERIFY ALL DIMENSIONS AND EXISTING CONDITIONS AND OPENINGS WITH ARCH / MECH DWGS.
2. REFERENCE ARCH / MEP DRAWINGS FOR ADDITIONAL DIMENSIONS, DEMOLITION, FINISHES, ETC AND INFORMATION NOT SHOWN TO COORDINATE STRUCTURAL WORK.
3. INSTALL TEMPORARY SHORING AND BRACING AS REQUIRED TO MAINTAIN INTEGRITY OF STRUCTURE. NECESSARY TEMPORARY SUPPORTS ARE NOT LIMITED TO SUGGESTED LOCATIONS AND CONFIGURATION SHOWN IN DOCUMENTS.



4 UNIT C THIRD FLOOR ALT. FRAMING PLAN
S105 1/4"=1'-0"

PLAN NOTES

1. VERIFY ALL DIMENSIONS AND EXISTING CONDITIONS AND OPENINGS WITH ARCH / MECH DWGS.
2. REFERENCE ARCH / MEP DRAWINGS FOR ADDITIONAL DIMENSIONS, DEMOLITION, FINISHES, ETC AND INFORMATION NOT SHOWN TO COORDINATE STRUCTURAL WORK.
3. INSTALL TEMPORARY SHORING AND BRACING AS REQUIRED TO MAINTAIN INTEGRITY OF STRUCTURE. NECESSARY TEMPORARY SUPPORTS ARE NOT LIMITED TO SUGGESTED LOCATIONS AND CONFIGURATION SHOWN IN DOCUMENTS.