







2. REFER TO DEMOLITION SYMBOL LEGEND ON DRAWINGS.
3. CONTRACTOR TO COORDINATE DEMOLITION WORK SEQUENCE. REFERENCE PHASES OF DEMOLITION TO BE COMPLETED.
4. DEMOLITION DRAWINGS REPRESENT EXISTING CONDITIONS BASED ON
5. LATEST EXISTING DRAWINGS AND SITE OBSERVATIONS. CONTRACTOR SHALL
6. FIELD VERIFY ALL EXISTING BUILDINGS AND SITE CONDITIONS.
7. DEMOLITION DRAWINGS SHALL BE USED TO DETERMINE SCOPE OF WORK
8. TO BE DEMOLISHED AND ARE NOT INTENDED TO LIMIT OR FULLY DEFINE THE
9. SCOPE OF WORK TO BE REMOVED IN ORDER TO ACCOMPLISH SCOPE OF
10. THE NEW CONSTRUCTION. CONTRACTOR SHALL BE RESPONSIBLE FOR THE
11. DEMOLITION LIMITS. AREAS SHALL BE RETURNED TO THEIR ORIGINAL
12. CONDITION AS PART OF THE NEW CONSTRUCTION SCOPE OF WORK.
13. CONTRACTOR SHALL PROVIDE A DEMOLITION SCHEDULE OF ACTIVITIES BETWEEN
14. EXISTING CONSTRUCTION AND CONSTRUCTION DOCUMENTS.
15. REFERENCE FIELD, AND/OR MEP DRAWINGS FOR OTHER DISCIPLINE
16. DEMOLITION SCOPE OF WORK.
17. WHERE EXISTING WALL-MOUNTED DEVICES, FIXTURES OR OTHER WALL-
18. MOUNTED ITEMS ARE SCHEDULED TO BE SALVAGED, REFERENCE
19. CONSTRUCTION DRAWINGS FOR NEW LOCATIONS OR COORDINATE WITH
20. OWNER.
21. AT PARTITIONS SCHEDULED TO BE REMOVED, DEMOLITION SHOULD INCLUDE
22. MISCELLANEOUS BRACING, TRACK, ETC. TO BOTTOM OF STRUCTURE.
23. CONTRACTOR SHALL PROVIDE PROTECTIVE COVERING TO EXPOSED, UN-
24. ILLUMINATED, AND PROTECTED FROM CONSTRUCTION ACTIVITIES.
25. CONTRACTOR SHALL CLEAN AREAS ADJACENT TO DEMOLITION AREA OF
26. DUST, DEBRIS, AND OTHER MATERIALS.
27. CONTRACTOR SHALL PROMPTLY TRANSPORT AND DISPOSE OF DEMOLISHED
28. MATERIALS LEGALLY. DO NOT ALLOW DEMOLISHED MATERIALS TO
29. ACCUMULATE ON-SITE.
30. CONTRACTOR TO ADHERE TO ALL RECOMMENDATIONS MADE IN REGARDS
31. TO ASBESTOS CONTAINING MATERIALS PER THE OWNER-PROVIDED REPORT
32. FROM ENVIRONMENTAL CONSULTANTS AND CONSTRUCTION. NOTE THAT
33. DEMOLITION ACTIVITIES SHALL BE CONDUCTED IN ACCORDANCE WITH ALL
34. RECOMMENDED PRECAUTIONS SHALL BE TAKEN.

	24" X 24" EXISTING LIGHT TROFFER
	24" X 48" EXISTING LIGHT TROFFER
	12" ROUND SUPPLY REGISTER
	12" X 12" SQUARE SUPPLY REGISTER
	24" X 24" SQUARE SUPPLY REGISTER
	CEILING MOUNTED EXIT SIGN



A1.4

