



Submittal Transmittal

Detailed, Grouped by Each Number

IP&T Group - Tenant Build Out

100 Maple Avenue East
Vienna, VA 22182

Project # JER-A20-119

Tel: Fax:

IP & T Group

Date: 1/5/2021

Reference Number: 0016

Transmitted To: Ricky Slade
Nova Custom Glass, Inc.
7728 Lee Hwy
Falls Church, VA 22042
Tel: 571-212-1789

Transmitted By: Jeff Rankin
ADI Construction of Virginia LLC
5407-A Port Royal Road
Springfield, VA 22151
Tel: 703-750-3911
Fax: 703-750-2103

Qty	Submittal Package No	Description	Due Date	Package Action
1	0015 - 08801 - 0	Glass Shop Drawings		Reviewed

Transmitted For	Delivered Via	Tracking Number
Action	Email	

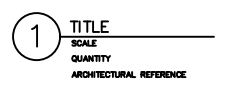
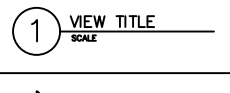


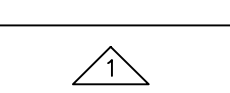

Items	Description	Notes	Item Action
00002	Glass Shop Drawings & Data		Reviewed as Noted

Cc:	Company Name	Contact Name	Copies	Notes
-----	--------------	--------------	--------	-------

Remarks

Please see the attached reviewed submittal and proceed in accordance with review comments. Thank you!

- 1.All Dimensions to be Verified by Nova Custom Glass in the field prior to release of materials (Majority are existing openings)
 - 2.Need to coordinate SF-3 Overall Height to Meet with the Ceiling Correctly.
 - 3.Color to be verified and Confirmed in field by Nova Custom Glass (New Store Front Material to Match Existing)
- Thank You

SYMBOLS			
	ELEVATION NAME		
	DETAIL NAME		
	ELEVATION CALLOUT		
	SECTION CALLOUT		
	REVISED ITEM		
	REVISION NUMBER		

DOOR SCHEDULE					
DOOR #	DOOR WIDTH	DOOR HEIGHT	ACTIVE LEAF	TYPE	HWDE
100	5'-8"	7'-0"	OUTSWING	PAIR	6
119	6'-0"	7'-0"	INSWING	PAIR	6
123	3'-0"	7'-0"	OUTSWING	SINGLE	8
200A	3'-0"	6'-8"	OUTSWING	SINGLE	5
200C	3'-0"	6'-8"	OUTSWING	SINGLE	4.1
DOOR HARDWARE SET # 4.1:					
(1) STOREROOM LOCKSET – SARGENT 7 LINE DEAD–LOCKING					
(1–1/2) PAIR HINGES – MCKINNEY TA314/TA714					
(1) CLOSER – NORTON 8301					
(1) FLOOR STOP					
(1) STRIKE PLATE					
DOOR HARDWARE SET # 5:					
(1) ENTRY DEAD LATCHSET – ADAMS RITE 4510					
(2) PIVOT HINGES – KAWNEER					
(1) OUTSIDE TRIM LEVER – ADAMS RITE 4560					
(1) LATCH PADDLE DEVICE – ADAMS RITE 4590					
(1) ELECTRIC STRIKE – ADAMS RITE 7130					
(1) ACCESS CONTROL KEY PAD					
(1) ELECTRIC POWER TRANSFER – VON DUPRIN EPT–2					
(1) POWER SUPPLY					
(1) CLOSER – KAWNEER SINGLE ACTING OFFSET ARM					
(1) THRESHOLD					
(1) FLOOR STOP					
DOOR HARDWARE SET # 6:					
(1) ENTRY DEAD LATCHSET – ADAMS RITE 4510					
(6) PIVOT HINGES – KAWNEER					
(1) OUTSIDE TRIM LEVER – ADAMS RITE 4560					
(2) LATCH PADDLE DEVICE – ADAMS RITE 4590					
(1) ELECTRIC STRIKE – ADAMS RITE 7130					
(1) ACCESS CONTROL KEY PAD					
(1) ELECTRIC POWER TRANSFER – VON DUPRIN EPT–2					
(1) POWER SUPPLY					
(2) CLOSER – SINGLE ACTING OFFSET ARM					
(1) THRESHOLD					
(1) FLOOR STOP					
DOOR HARDWARE SET # 8:					
(1) ENTRY DEAD LATCHSET – 4510 DEAD LATCH					
(2) PIVOT HINGES					
(1) OUTSIDE TRIM LEVER – ADAMS RITE 4560					
(1) LATCH PADDLE DEVICE – ADAMS RITE 4590					
(1) CLOSER					
(1) THRESHOLD					

INFORMATION AVAILABLE TO PREPARE DRAWINGS
ARCHITECTURAL DRAWINGS DATED – 10/13/2020
SCOPE EMAILED BY NOVA

NOTES TO GENERAL CONTRACTOR

NOTES TO ARCHITECT

PROJECT:
IP & T GROUP
ADDRESS:
100 MAPLE AVENUE EAST VIENNA, VA 22182

GENERAL NOTES
1.) LIMITATIONS: THESE DRAWINGS REPRESENT AN INTERPRETATION OF ARCHITECTURAL INFORMATION MADE AVAILABLE TO KS DRAFTING & DESIGN, LLC. KS DRAFTING & DESIGN, LLC. MAKES NO REPRESENTATION OR WARRANTY TO THE PERFORMANCE OR COMPLETENESS OF THE ARCHITECTURAL DETAILS OF THE SURROUNDING AREAS.
2.) CONFIRMATION: ANY LISTED TOLERANCES, DIMENSIONS, DEFLECTION, ANCHORAGE, REFERENCES, AND FUNCTIONAL PERFORMANCE REQUIREMENTS SHALL BE CONFIRMED WITH THE ARCHITECT, AND VALIDATED BY FIELD MEASUREMENTS TO ENSURE SIZING, PERFORMANCE COMPLIANCE, AND ARCHITECTURAL INTENT.
3.) ACCEPTANCE: FINAL APPROVAL OF THESE DRAWINGS CONSTITUTES ACCEPTANCE OF ALL DEVIATIONS, IF ANY, AND ALL WORK CONTAINED HEREIN.
4.) USE: KS DRAFTING & DESIGN, LLC. ASSUMES NO RESPONSIBILITY FOR THE USE OF THESE DRAWINGS BY OTHER TRADES.
5.) COMPLIANCE: ARCHITECT, ENGINEER, GENERAL CONTRACTOR, AND MISC. TRADES ARE RESPONSIBLE FOR THE SELECTION, INSTALLATION, AND ADJUSTMENT OF SYSTEMS TO ENSURE COMPLIANCE WITH ALL APPLICABLE DESIGN, ENERGY, RATING, BUILDING, AND/ OR SAFETY CODES.
6.) QUALITY OF CONSTRUCTION: ROUGH OPENINGS MAY NOT BE PLUMB, SQUARE, OR LEVEL. CONTRACTOR TO VERIFY EXISTING OPENINGS.
7.) RELEASE OF LIABILITY: THESE DRAWINGS HAVE BEEN PREPARED BY KS DRAFTING & DESIGN, LLC. FOR USE BY THE CUSTOMER. THE CUSTOMER AGREES TO ASSUME ALL LIABILITY AND ANY CLAIMS THAT MAY ARISE FROM THE USE OF, OR INFORMATION CONTAINED IN THESE DRAWINGS.

GLASS SCHEDULE			
MARK	GLAZING DESCRIPTION AND MAKEUP		NOTES
GL-1	DESCRIPTION	1" INSULATED GLAZING UNIT (TINTED)	PLEASE CONFIRM COLOR OF TINT
	OUTBOARD:	1/4" TINTED, TEMPERED	
	AIRSPACER:	1/2" AIR SPACE	
	INBOARD:	1/4" CLEAR, TEMPERED	
GL-2	DESCRIPTION	1/4" CLEAR, TEMPERED	
M-1	DESCRIPTION	INSULATED METAL PANEL	

MATERIAL SCHEDULE					
PRODUCT TYPE	MANUFACTURER	SYSTEM	PROFILE DIMENSIONS	DESCRIPTION	FINISH
EXTERIOR STOREFRONT	OBE	FG-3000XT	2" X 4-1/2"	THERMAL, CENTER SET, SCREW SPLINE, OUTSIDE GLAZED	TBD – BLACK OR BRONZE DARK
INTERIOR STOREFRONT	OBE	FG-2000	1-3/4" X 4-1/2"	NON-THERMAL, CENTER SET, SCREW SPLINE, OUTSIDE GLAZED	TBD – BLACK OR BRONZE DARK
STOREFRONT DOORS	OBE	MEDIUM STILE	1-3/4" DEEP	10" BOTTOM RAIL	TBD – BLACK OR BRONZE DARK

EXTERIOR BEAD OF PERIMETER CAULKING FOR THE EXTERIOR ALUMINUM FRAMES

SHEET LIST	
SHEET	DESCRIPTION
100	COVER SHEET
200	FIRST FLOOR PLAN
201	SECOND FLOOR PLAN
202	FRAME ELEVATIONS
203	FRAME ELEVATIONS
204	FRAME ELEVATIONS
400	DETAILS
401	DETAILS
402	DETAILS
403	DETAILS
404	DETAILS
405	DETAILS

NO.	REVISION/ISSUED	DATE
1	1ST SUBMITTAL	12/16/2020

PROJECT NAME & LOCATION: IP & T GROUP	100 MAPLE AVENUE EAST VIENNA, VA 22182	SHEET TITLE: COVER SHEET
--	---	-----------------------------

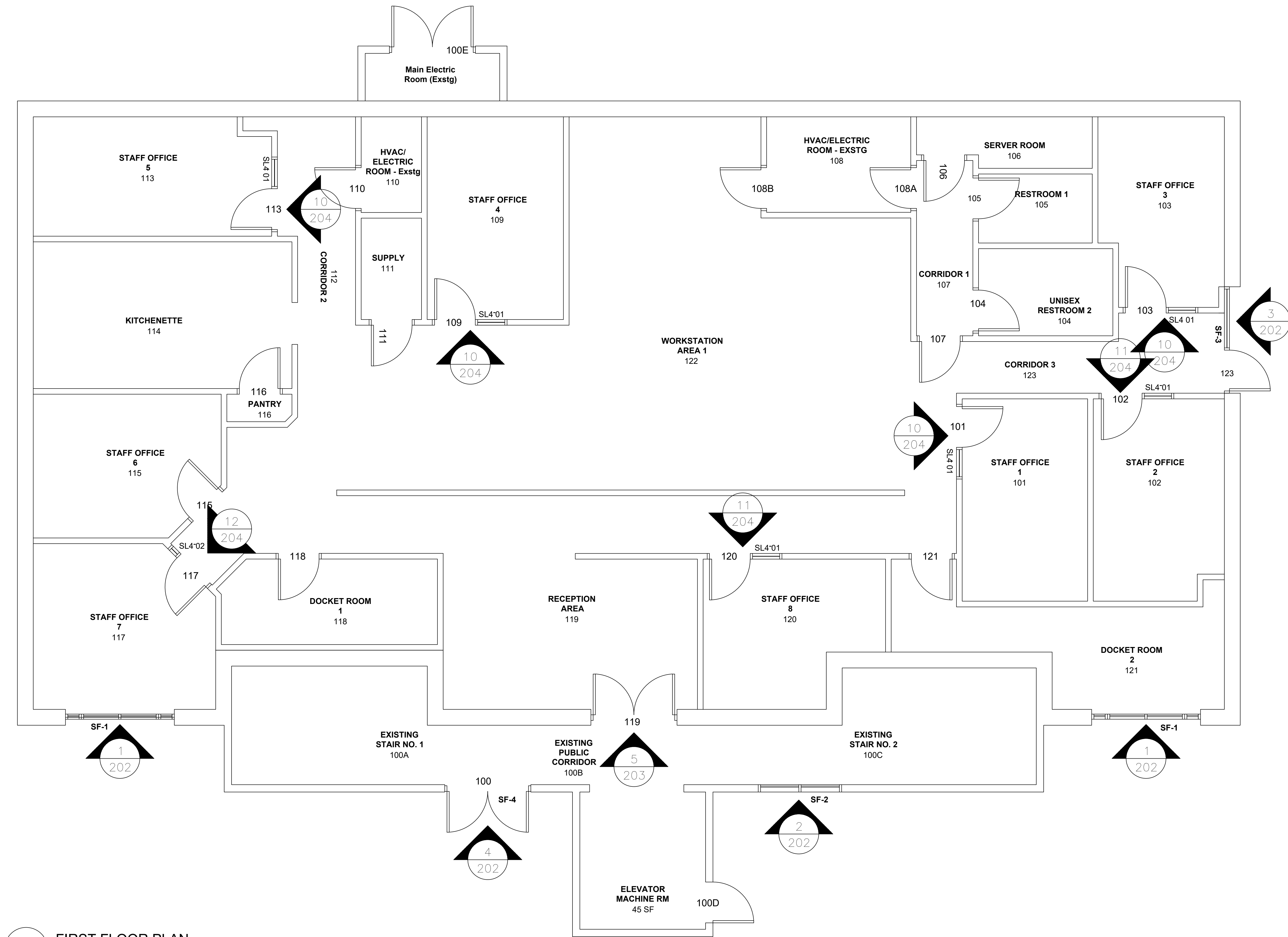
GLASS CONTRACTOR:
NOVA CUSTOM GLASS, INC 7726 LEE HIGHWAY FALLS CHURCH, VA 22042 (703) 560-6682

DRAWING BY:
KS DRAFTING & DESIGN, LLC KYLE SCHNECK HARRISBURG, PA 17110 KYLE@KSDRAFTINGDESIGNLLC.COM (717) 228-7114 KSDRAFTINGDESIGNLLC.COM

ARCHITECT:
ARCHITECTURAL DESIGN + CONSULTING SERVICES 9677 MAIN STREET, SUITE C FAIRFAX, VA 22031 (703) 956-1420

REVIEWED By Jeff Rankin at 3:44 pm, Jan 05, 2021
--

DRAWN BY: KEVIN VERGARA	SHEET: 100
CHECKED BY: KYLE SCHNECK	
DATE: 12/21/2020	



NO.	REVISION/ISSUED	DATE
1	1ST SUBMITTAL	12/16/2020

PROJECT NAME & LOCATION:
IP & T GROUP

100 MAPLE AVENUE EAST
VIENNA, VA 22182

SHEET TITLE:
FIRST FLOOR PLAN

GLASS CONTRACTOR:

NOVA CUSTOM GLASS, INC
7726 LEE HIGHWAY
FALLS CHURCH, VA 22042
(703) 560-6682

DRAWING BY:

KS DRAFTING & DESIGN, LLC
KYLE SCHNECK
HARRISBURG, PA 17110
KYLE@KSDRAFTINGDESIGNLLC.COM
(717) 228-7114
KSDRAFTINGDESIGNLLC.COM

ARCHITECT:

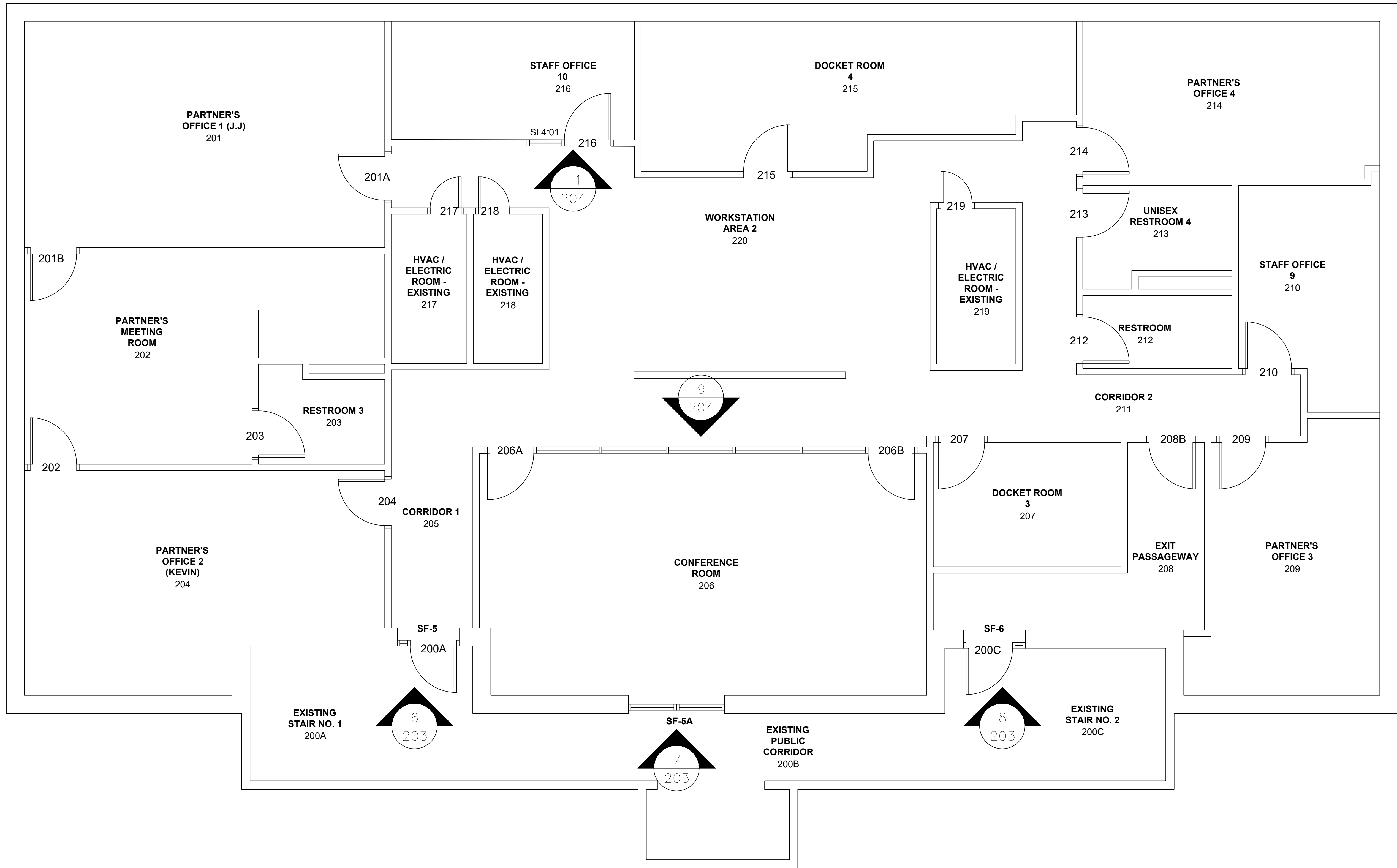
ARCHITECTURAL DESIGN + CONSULTING SERVICES
9677 MAIN STREET, SUITE C
FAIRFAX, VA 22031
(703) 956-1420

DRAWN BY:
KEVIN VERGARA

CHECKED BY:
KYLE SCHNECK

DATE:
12/21/2020

SHEET:
200



2 SECOND FLOOR PLAN
ARCH. REF.: A2.2

NO.	REVISION/ISSUED	DATE
1	1ST SUBMITTAL	12/16/2020

PROJECT NAME & LOCATION:
IP & T GROUP

100 MAPLE AVENUE EAST
VIENNA, VA 22182

SHEET TITLE:
SECOND FLOOR PLAN

GLASS CONTRACTOR:
NOVA CUSTOM GLASS, INC
7726 LEE HIGHWAY
FALLS CHURCH, VA 22042
(703) 560-6682

DRAWING BY:
KS DRAFTING & DESIGN, LLC
KYLE SCHNECK
HARRISBURG, PA 17110
KYLE@KSDRAFTINGDESIGNLLC.COM
(717) 228-7114
KSDRAFTINGDESIGNLLC.COM

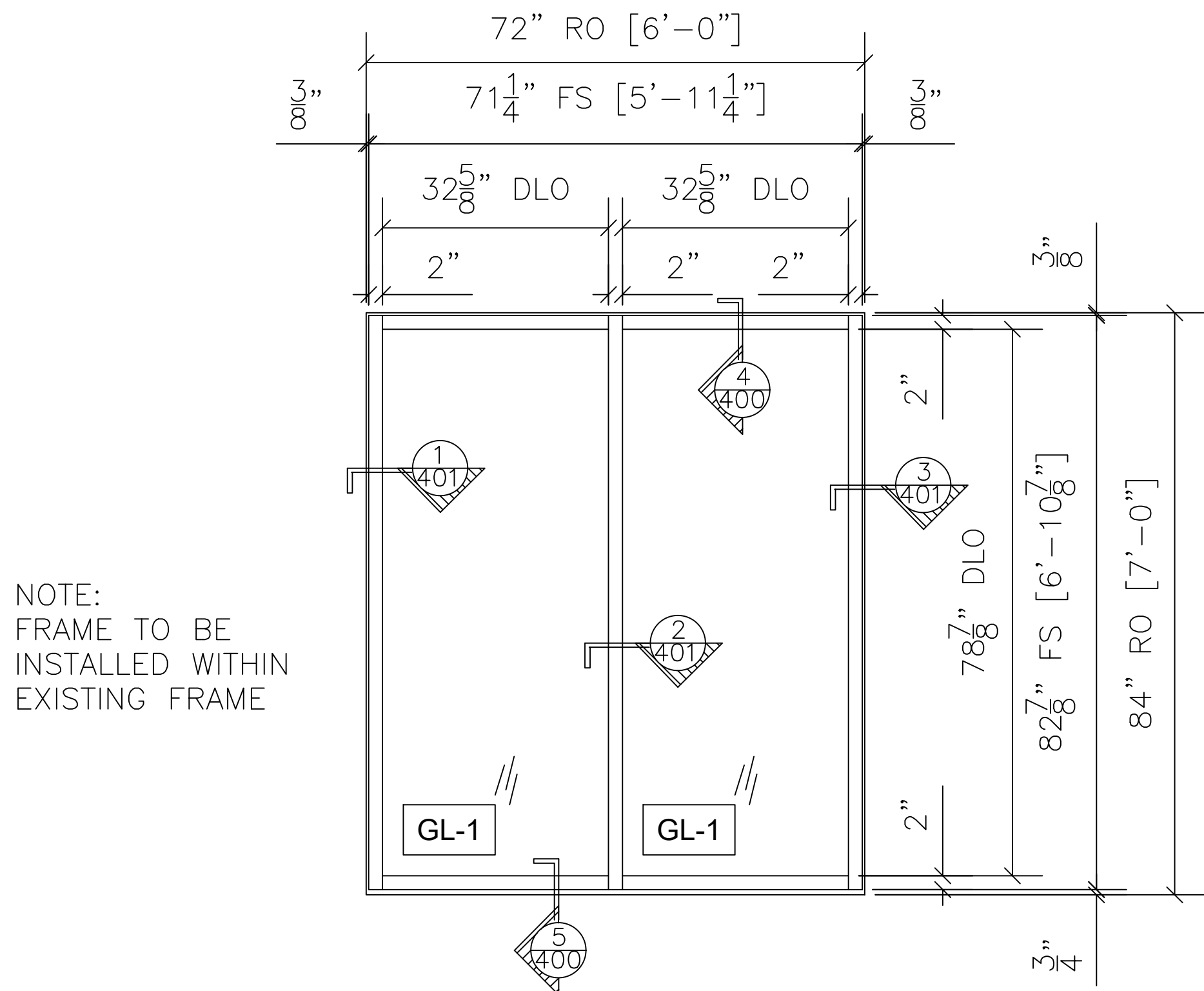
ARCHITECT:
ARCHITECTURAL DESIGN + CONSULTING SERVICES
9677 MAIN STREET, SUITE C
FAIRFAX, VA 22031
(703) 956-1420

DRAWN BY:
KEVIN VERGARA

CHECKED BY:
KYLE SCHNECK

DATE:
12/21/2020

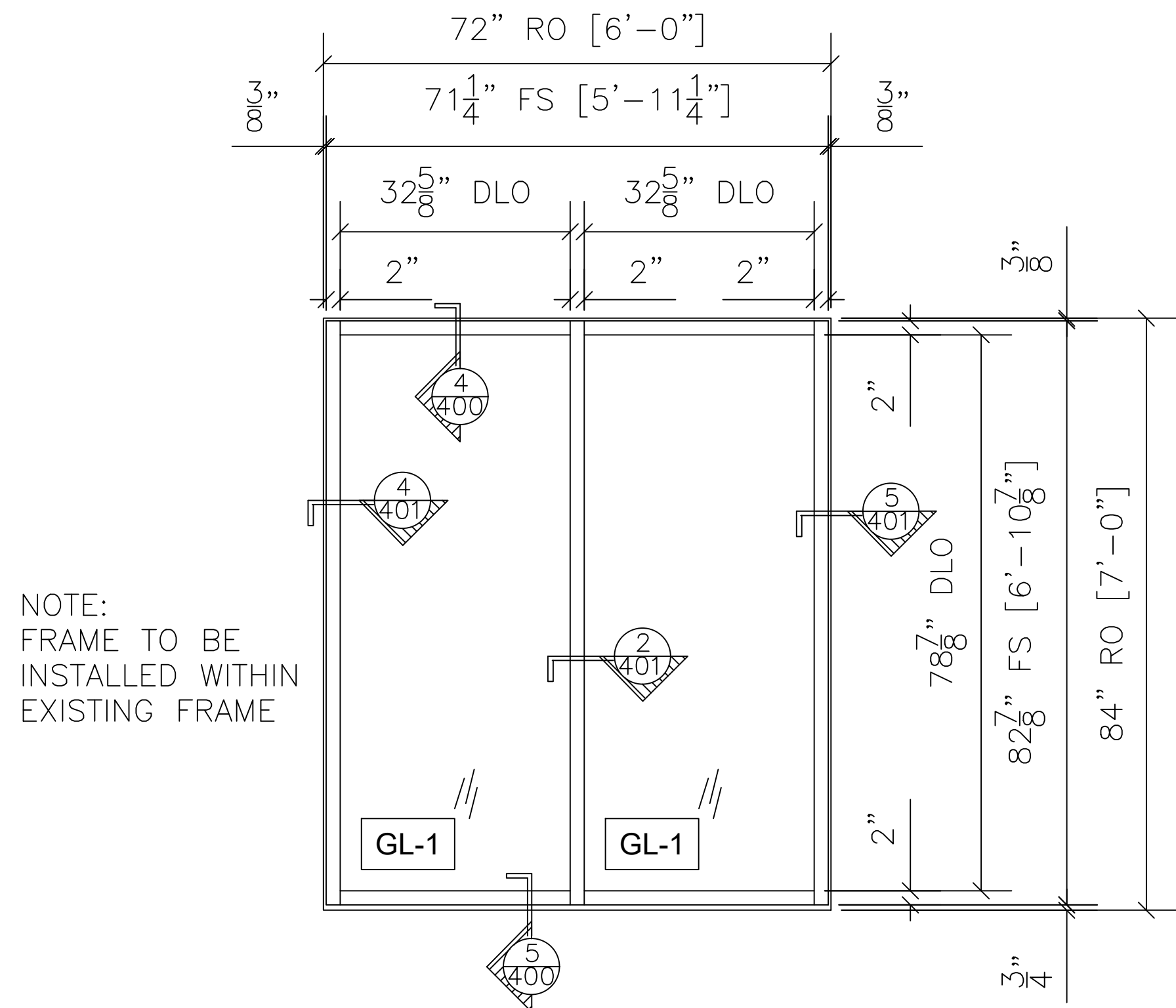
SHEET:
201



1 EXTERIOR STOREFRONT FRAME TYPE SF-1 ELEVATION

QTY	LOCATION
2	SOUTH ELEVATION

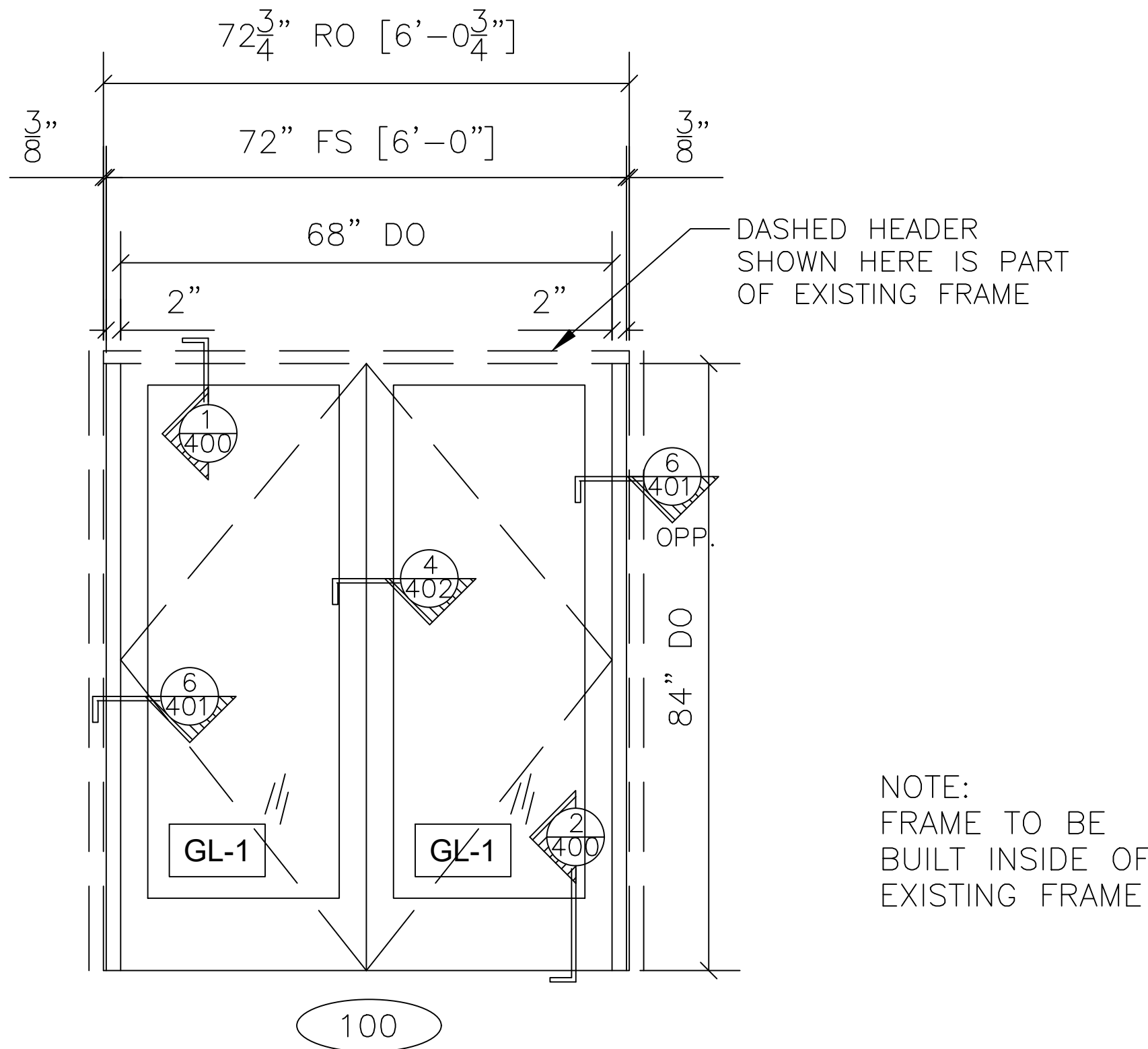
OBE FG-3000XT 2" X 4-1/2" EXTERIOR STOREFRONT
ARCH. REF.: SF-1/A3.4
2 TOTAL



2 EXTERIOR STOREFRONT FRAME TYPE SF-2 ELEVATION

QTY	LOCATION
1	SOUTH ELEVATION

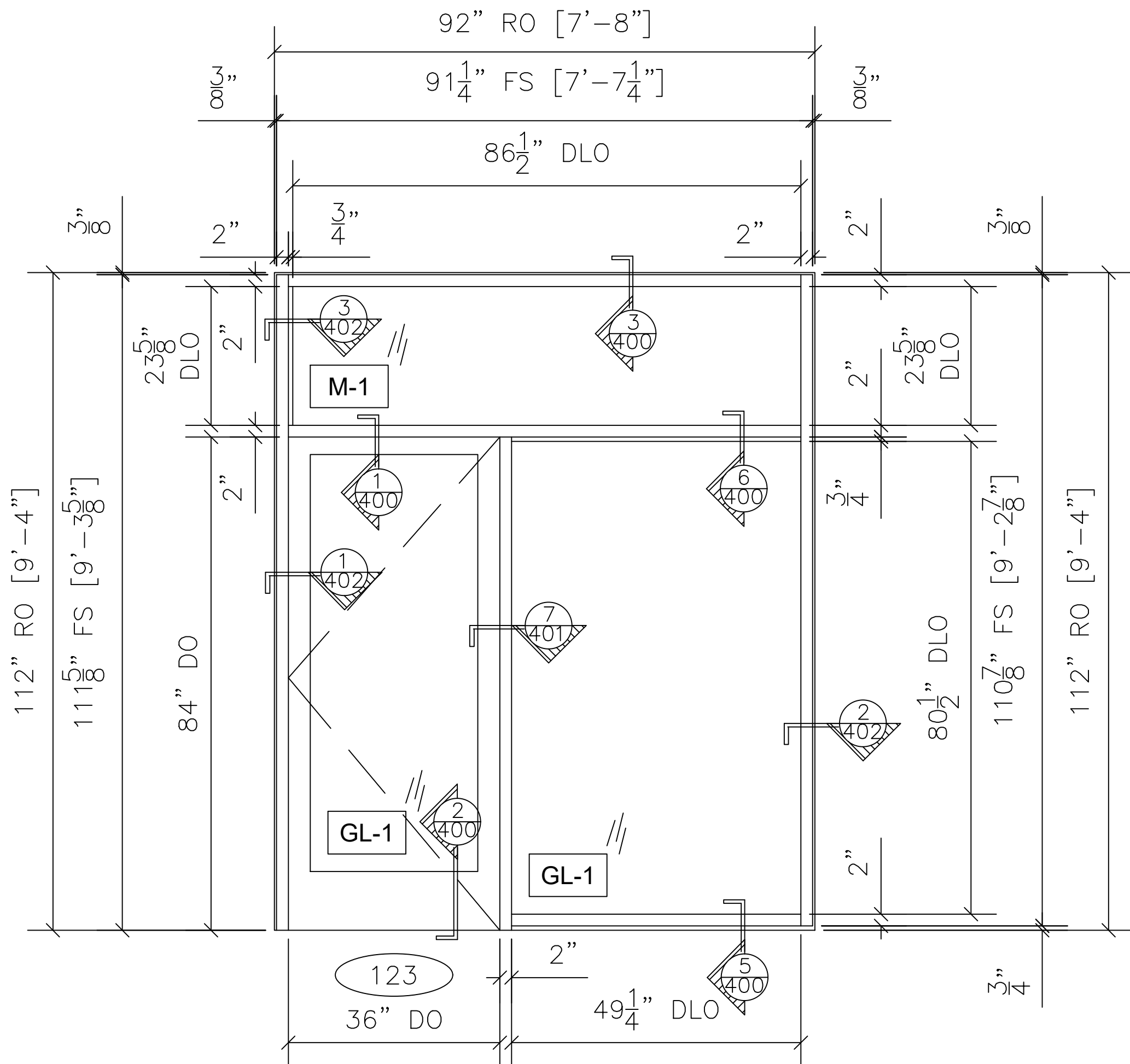
OBE FG-3000XT 2" X 4-1/2" EXTERIOR STOREFRONT
ARCH. REF.: SF-2/A3.4
1 TOTAL



4 EXTERIOR STOREFRONT FRAME TYPE SF-4 ELEVATION

QTY	LOCATION
1	SOUTH ELEVATION

OBE 3000 SERIES 2" X 4-1/2" DOOR FRAME
OBE MEDIUM STILE DOOR
ARCH. REF.: SF-4/A3.4
1 TOTAL



3 EXTERIOR STOREFRONT FRAME TYPE SF-3 ELEVATION

QTY	LOCATION
1	EAST ELEVATION

OBE FG-3000XT 2" X 4-1/2" EXTERIOR STOREFRONT
OBE MEDIUM STILE DOOR
ARCH. REF.: SF-3/A3.4
1 TOTAL

NO.	REVISION/ISSUED	DATE
1	1ST SUBMITTAL	12/16/2020

PROJECT NAME & LOCATION:
IP & T GROUP

100 MAPLE AVENUE EAST
VIENNA, VA 22182

SHEET TITLE:
FRAME ELEVATION

GLASS CONTRACTOR:

NOVA CUSTOM GLASS, INC
7726 LEE HIGHWAY
FALLS CHURCH, VA 22042
(703) 560-6682

DRAWING BY:

KS DRAFTING & DESIGN, LLC
KYLE SCHNECK
HARRISBURG, PA 17110
KYLE@KSDRAFTINGDESIGNLLC.COM
(717) 228-7114
KSDRAFTINGDESIGNLLC.COM

ARCHITECT:

ARCHITECTURAL DESIGN + CONSULTING SERVICES
9677 MAIN STREET, SUITE C
FAIRFAX, VA 22031
(703) 956-1420

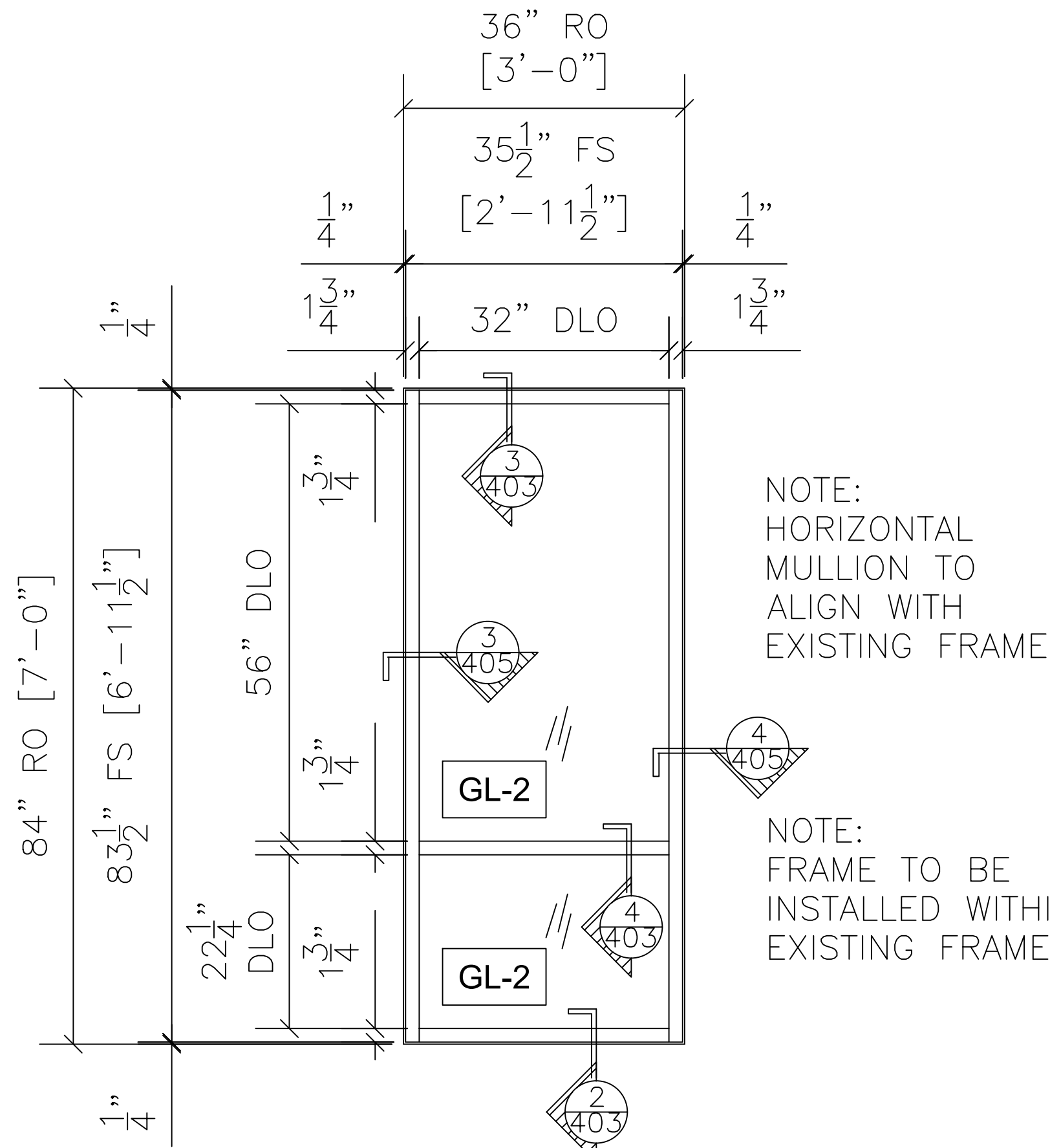
DRAWN BY:
KEVIN VERGARA

CHECKED BY:
KYLE SCHNECK

DATE:
1/2/2020

SHEET:

202



NOTE:
HORIZONTAL
MULLION TO
ALIGN WITH
EXISTING FRAME

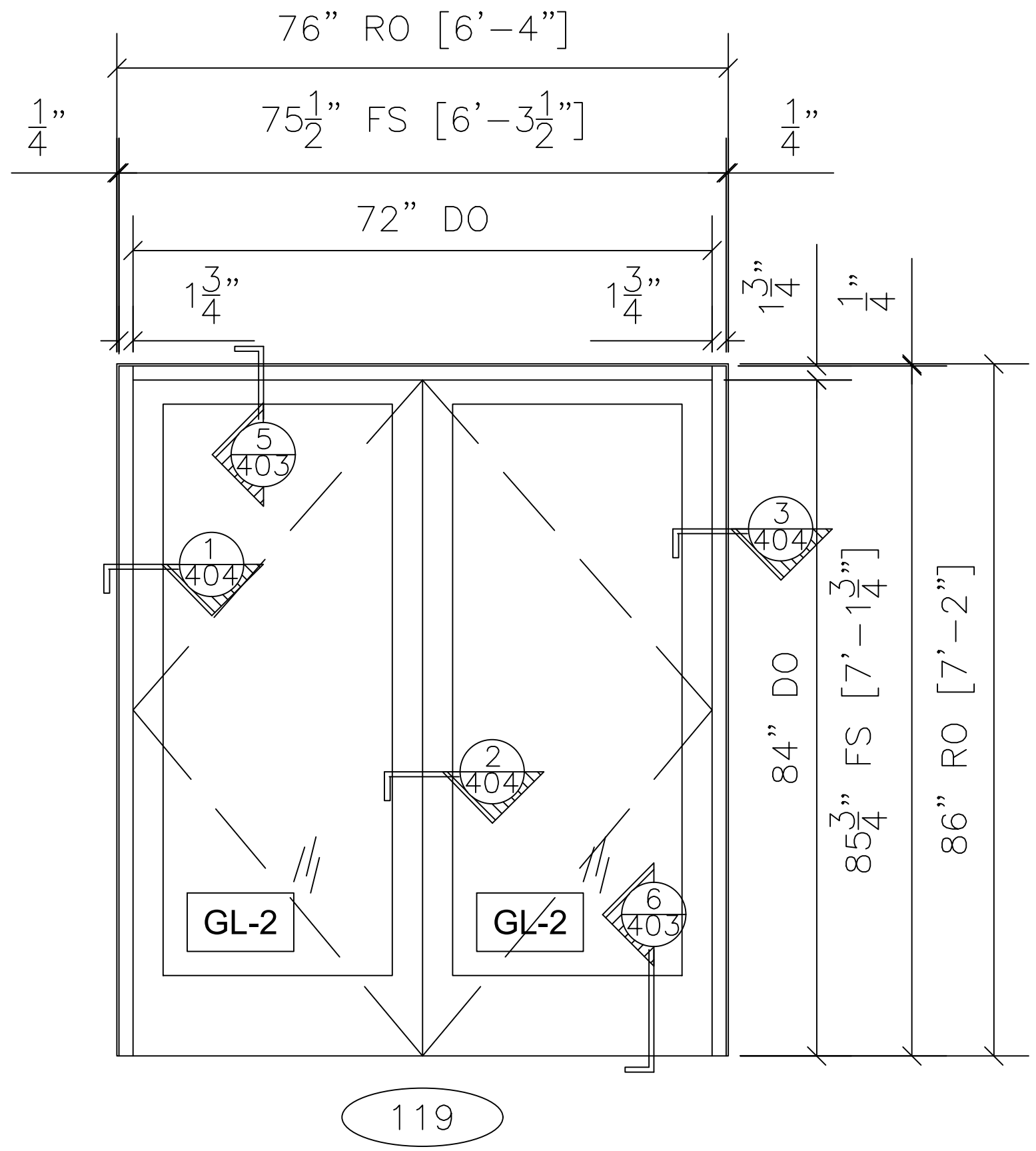
NOTE:
FRAME TO BE
INSTALLED WITHIN
EXISTING FRAME

7 **INTERIOR STOREFRONT FRAME TYPE SF-5A ELEVATION**

QTY	LOCATION
1	EXISTING PUBLIC CORRIDOR 200B

1 TOTAL

OBE FG-2000 1-3/4" X 4-1/2" INTERIOR STOREFRONT
ARCH. REF.: SF-5A/A3.4

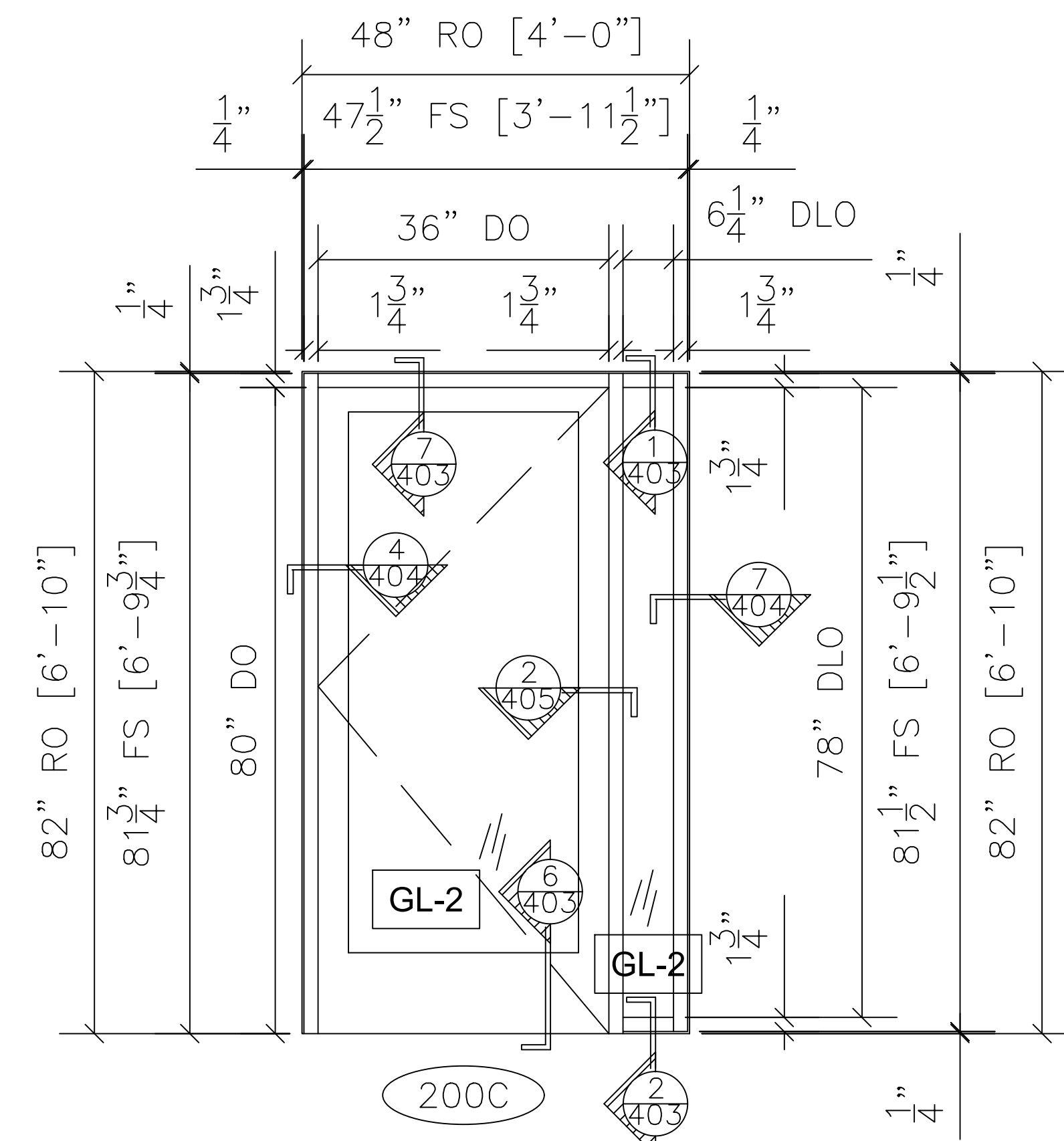


5 **INTERIOR ENTRANCE FRAME ELEVATION**

QTY	LOCATION
1	EXISTING PUBLIC CORRIDOR 100B

1 TOTAL

OBE FG-2000 1-3/4" X 4-1/2" INTERIOR STOREFRONT
OBE MEDIUM STILE DOOR
ARCH. REF.: PER PLAN

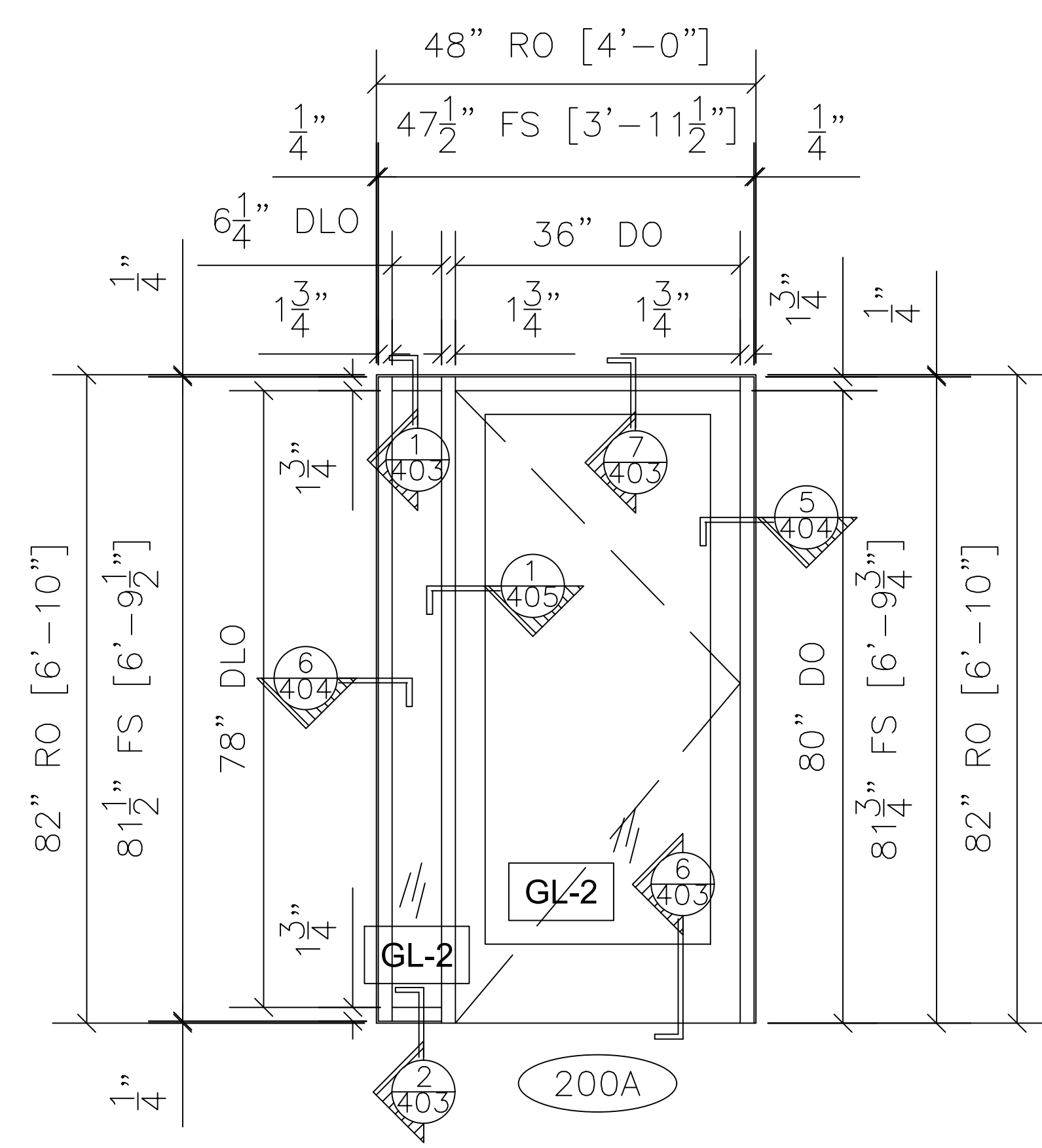


8 **INTERIOR STOREFRONT FRAME TYPE SF-5 OPP. ELEVATION**

QTY	LOCATION
1	EXISTING STAIR NO.2 200C

1 TOTAL

OBE FG-2000 1-3/4" X 4-1/2" INTERIOR STOREFRONT
OBE MEDIUM STILE DOOR
ARCH. REF.: SF-5/A3.4



6 **INTERIOR STOREFRONT FRAME TYPE SF-5 ELEVATION**

QTY	LOCATION
1	EXISTING STAIR NO.1 200A

1 TOTAL

OBE FG-2000 1-3/4" X 4-1/2" INTERIOR STOREFRONT
OBE MEDIUM STILE DOOR
ARCH. REF.: SF-5/A3.4

NO.	REVISION/ISSUED	DATE
1	1ST SUBMITTAL	12/16/2020

PROJECT NAME & LOCATION:
IP & T GROUP

100 MAPLE AVENUE EAST
VIENNA, VA 22182

SHEET TITLE:
FRAME ELEVATION

GLASS CONTRACTOR:
NOVA CUSTOM GLASS, INC
7726 LEE HIGHWAY
FALLS CHURCH, VA 22042
(703) 560-6682

DRAWING BY:
KS DRAFTING & DESIGN, LLC
KYLE SCHNECK
HARRISBURG, PA 17110
KYLE@KSDRAFTINGDESIGNLLC.COM
(717) 228-7114
KSDRAFTINGDESIGNLLC.COM

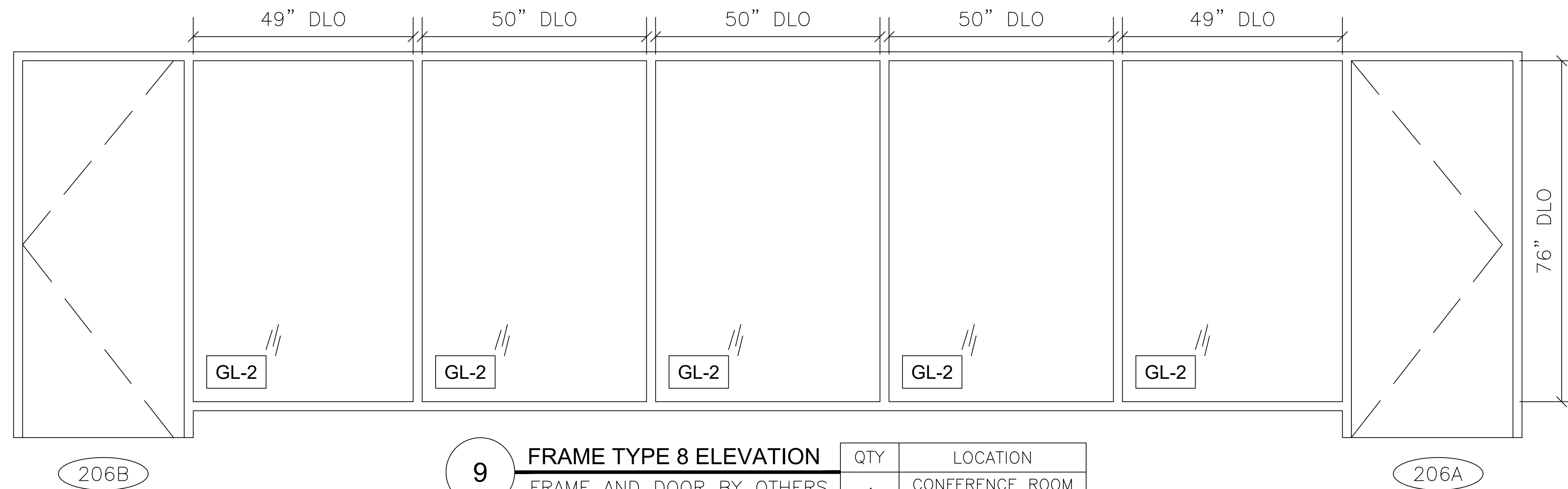
ARCHITECT:
ARCHITECTURAL DESIGN + CONSULTING SERVICES
9677 MAIN STREET, SUITE C
FAIRFAX, VA 22031
(703) 956-1420

DRAWN BY:
KEVIN VERGARA

CHECKED BY:
KYLE SCHNECK

DATE:
12/21/2020

SHEET:
203




9 **FRAME TYPE 8 ELEVATION**

QTY	LOCATION
1	CONFERENCE ROOM 206

1 TOTAL

FRAME AND DOOR BY OTHERS
GLASS BY NOVA
ARCH. REF.: 8/A3.2

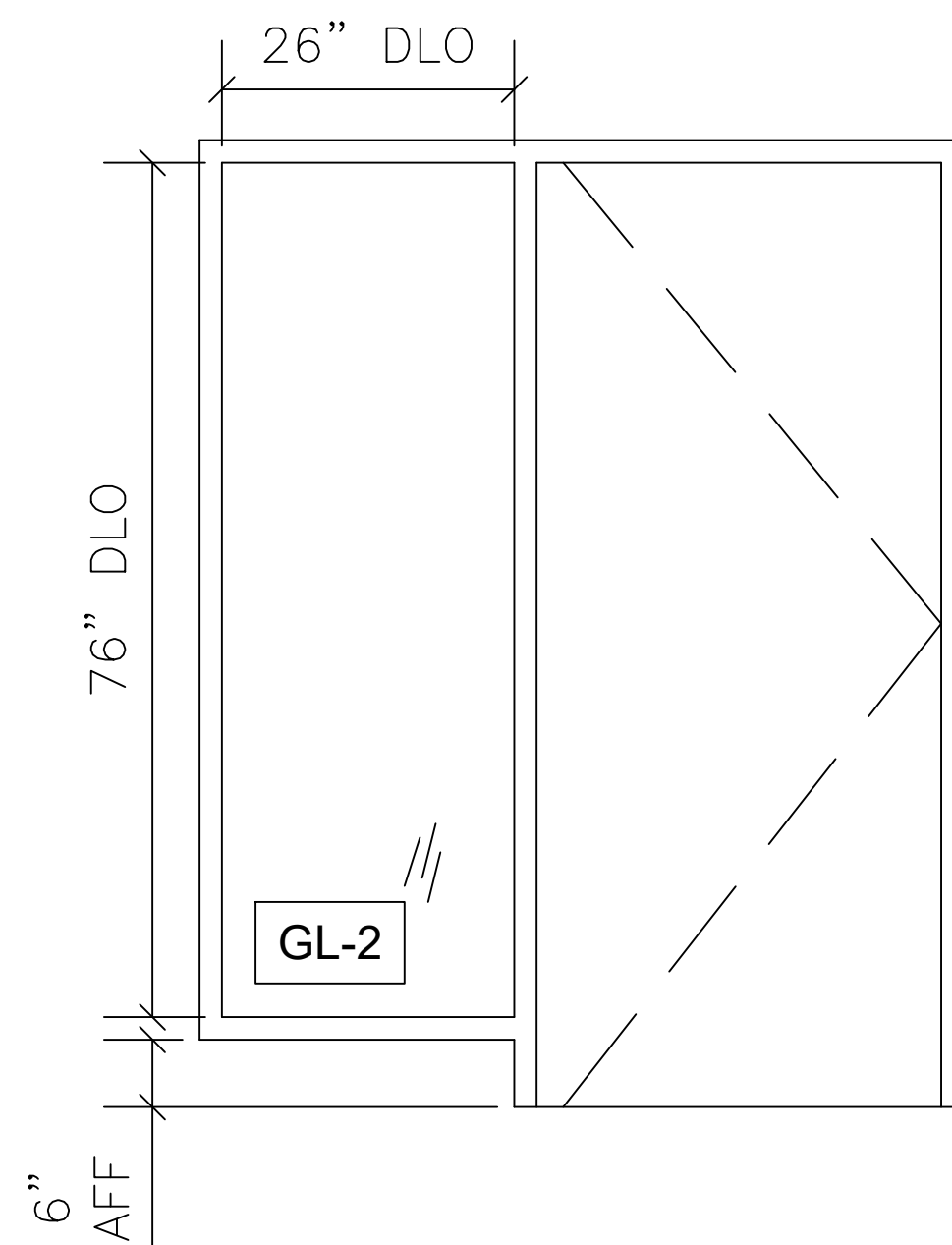


10 **FRAME TYPE SL4-01 ELEVATION**

QTY	LOCATION
1	STAFF OFFICE 1 101
1	STAFF OFFICE 3 103
1	STAFF OFFICE 4 109
1	STAFF OFFICE 5 113

4 TOTAL

FRAME AND DOOR BY OTHERS
GLASS BY NOVA
ARCH. REF.: SL4-X/A3.2

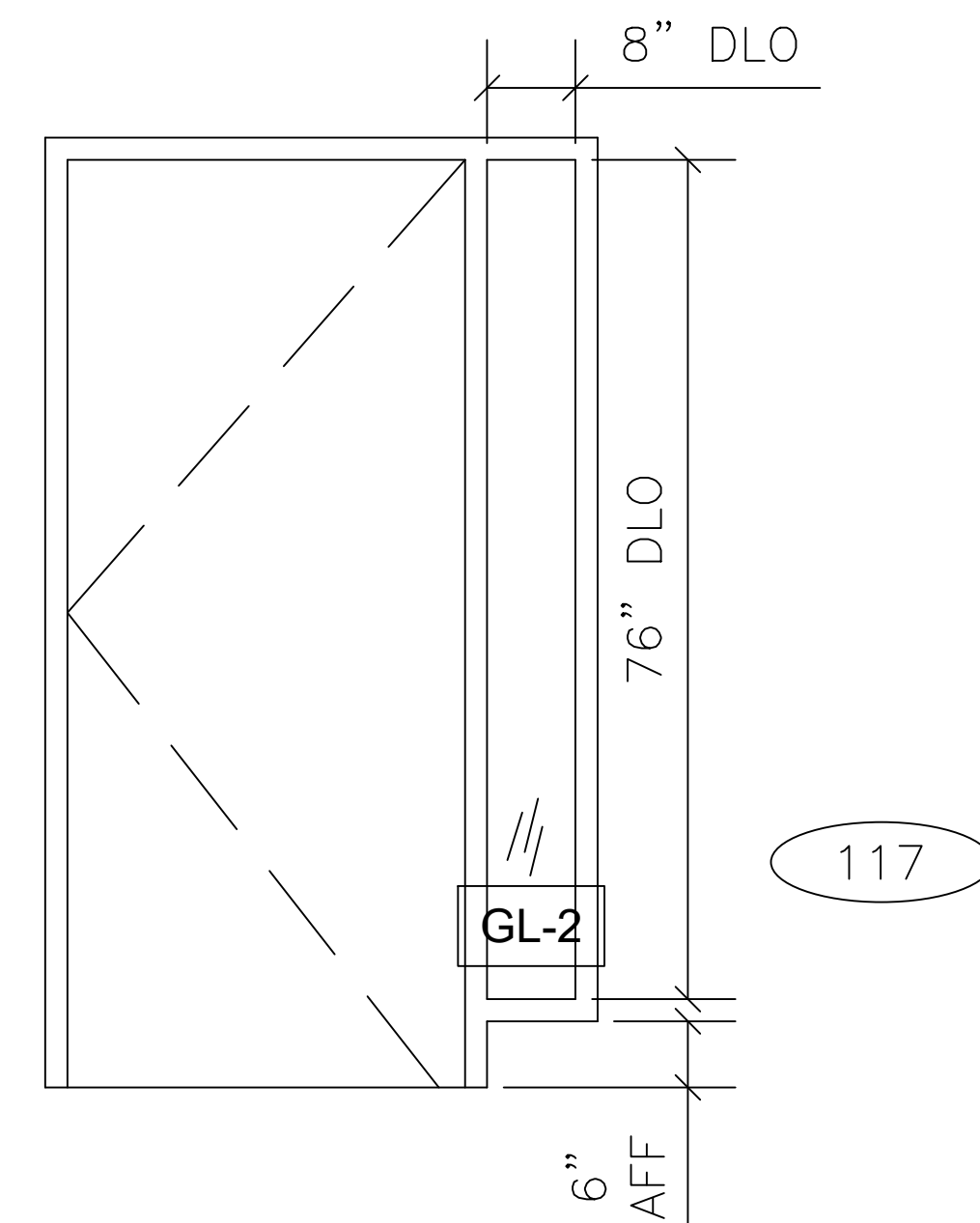


11 **FRAME TYPE SL4-01 ELEVATION**

QTY	LOCATION
1	STAFF OFFICE 2 102
1	STAFF OFFICE 8 120
1	STAFF OFFICE 10 216

3 TOTAL

FRAME AND DOOR BY OTHERS
GLASS BY NOVA
ARCH. REF.: SL4-X/A3.2



12 **FRAME TYPE SL4-02 ELEVATION**

QTY	LOCATION
1	STAFF OFFICE 7 117

1 TOTAL

FRAME AND DOOR BY OTHERS
GLASS BY NOVA
ARCH. REF.: SL4-X/A3.2

NO.	REVISION/ISSUED	DATE
1	1ST SUBMITTAL	12/17/2020

PROJECT NAME & LOCATION:
IP & T GROUP

100 MAPLE AVENUE EAST
VIENNA, VA 22182

SHEET TITLE:
FRAME ELEVATION

GLASS CONTRACTOR:

NOVA CUSTOM GLASS, INC
7726 LEE HIGHWAY
FALLS CHURCH, VA 22042
(703) 560-6682

DRAWING BY:

KS DRAFTING & DESIGN, LLC
KYLE SCHNECK
HARRISBURG, PA 17110
KYLE@KSDRAFTINGDESIGNLLC.COM
(717) 228-7114
KSDRAFTINGDESIGNLLC.COM

ARCHITECT:

ARCHITECTURAL DESIGN + CONSULTING SERVICES
9677 MAIN STREET, SUITE C
FAIRFAX, VA 22031
(703) 956-1420

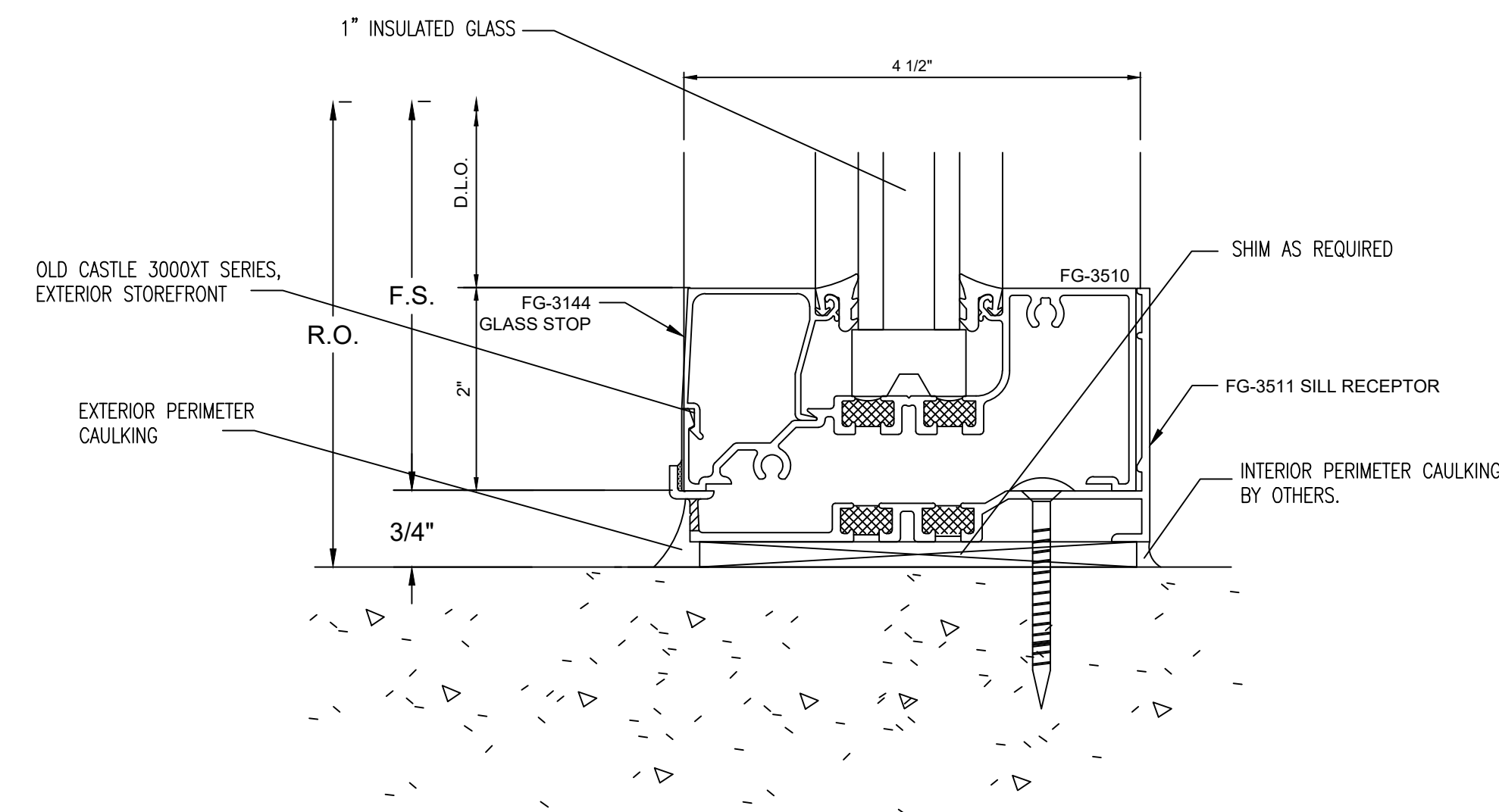
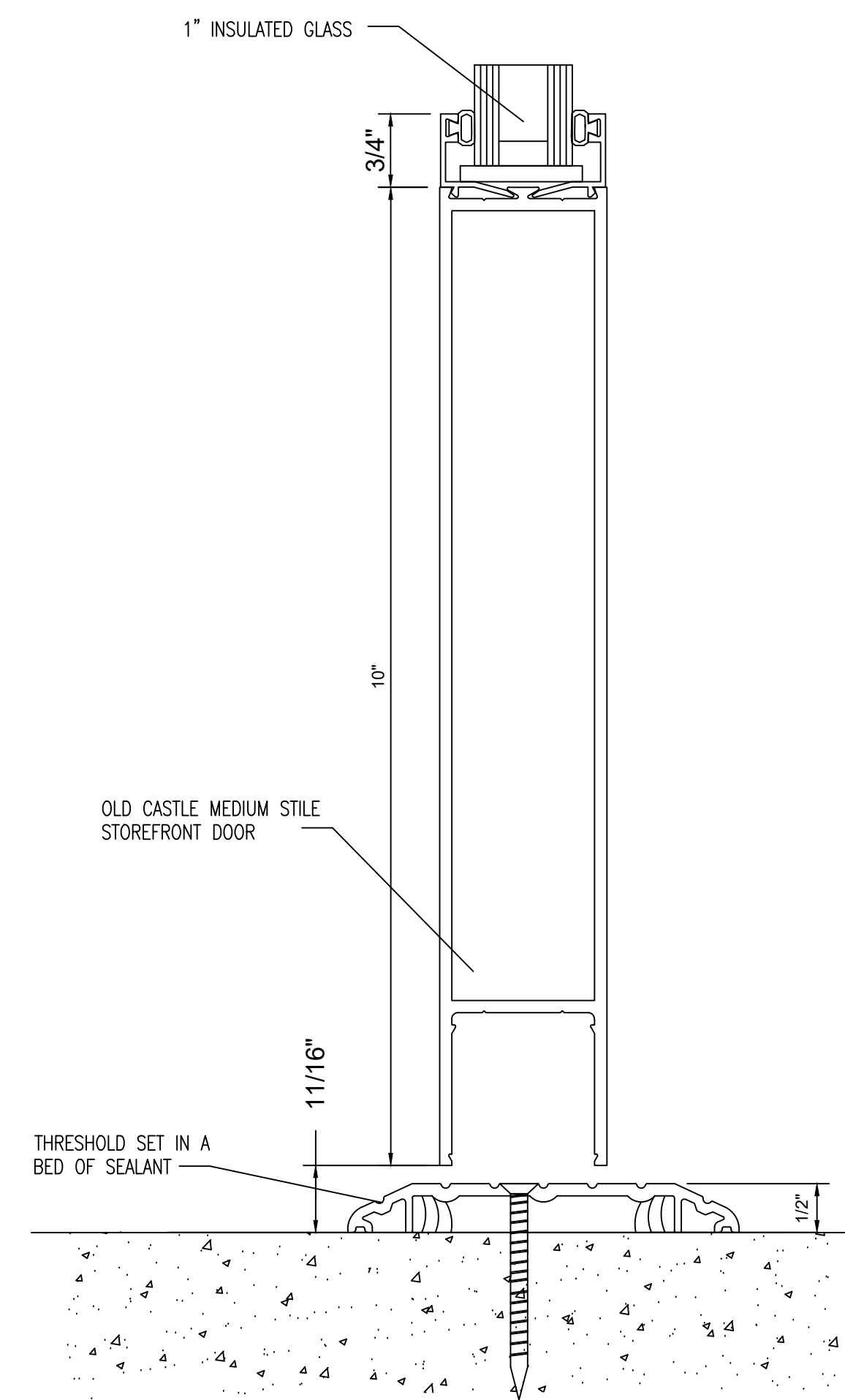
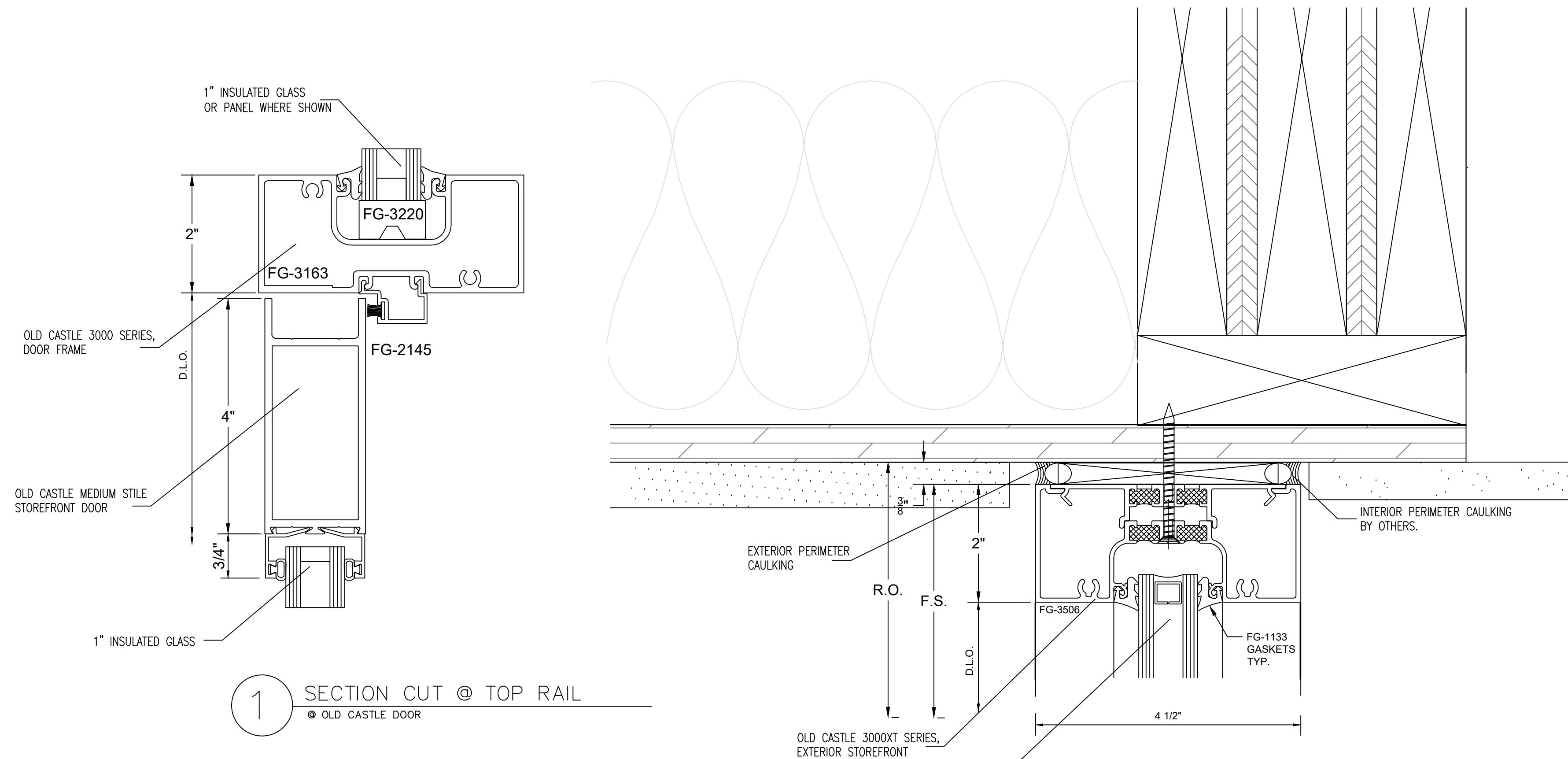
DRAWN BY:
KEVIN VERGARA

CHECKED BY:
KYLE SCHNECK

DATE:
12/21/2020

SHEET:

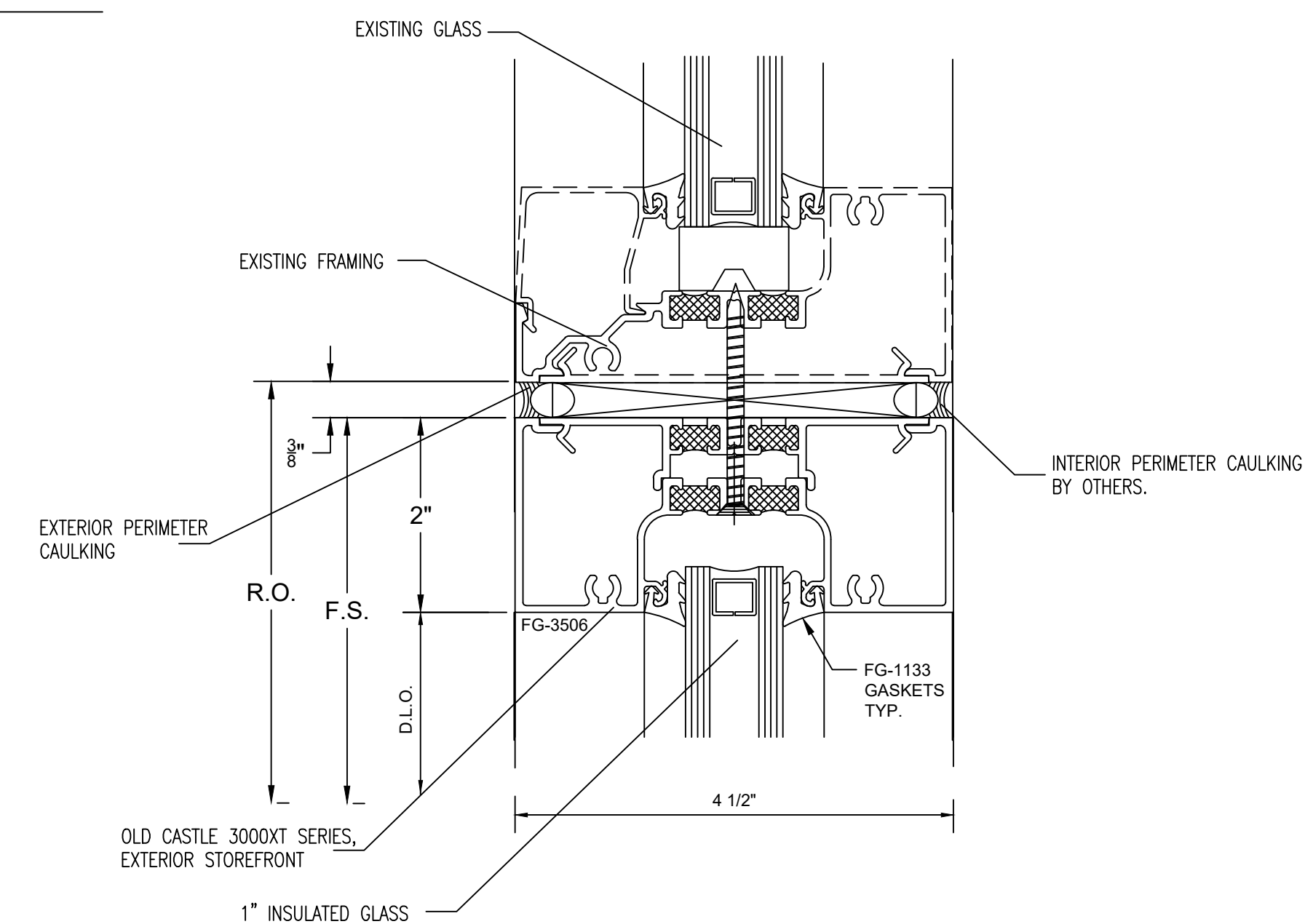
204



3 SECTION CUT @ HEAD

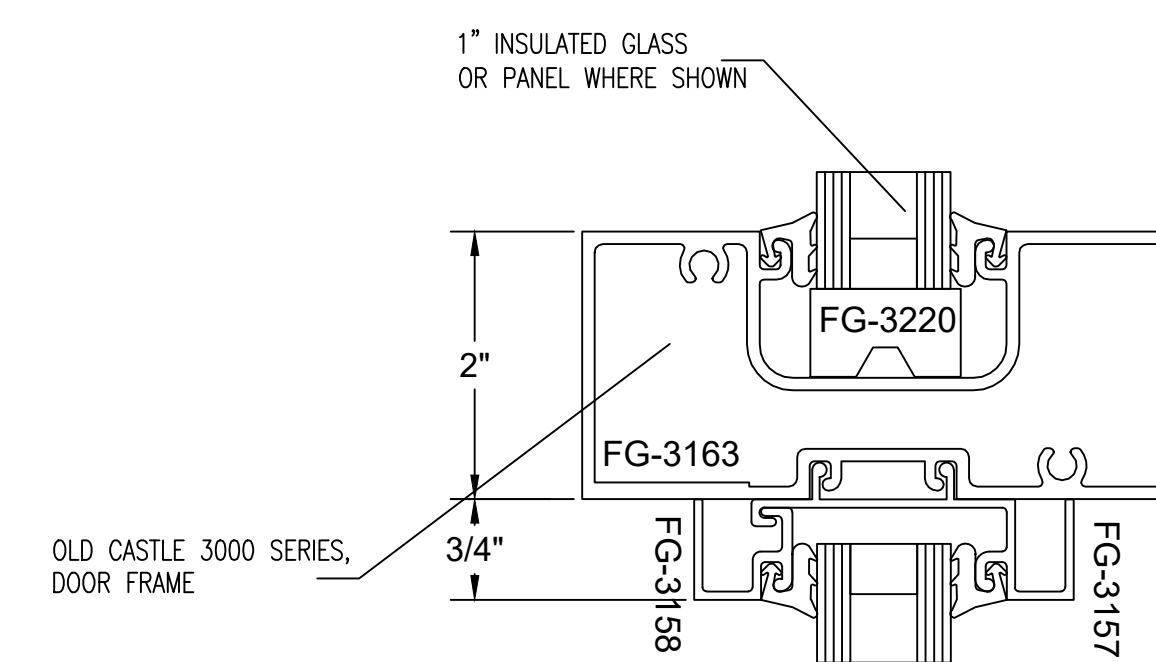
● OLD CASTLE STOREFRONT

6/A3.4



4 SECTION CUT @ HORIZONTAL

● OLD CASTLE STOREFRONT



6 SECTION CUT @ DOOR HEADER

● OLD CASTLE DOOR HEADER/SIDELITE

NO.	REVISION/ISSUED	DATE
1	1ST SUBMITTAL	12/17/2020

PROJECT NAME & LOCATION: IP & T GROUP	100 MAPLE AVENUE EAST VIENNA, VA 22182
SHEET TITLE: DETAILS	

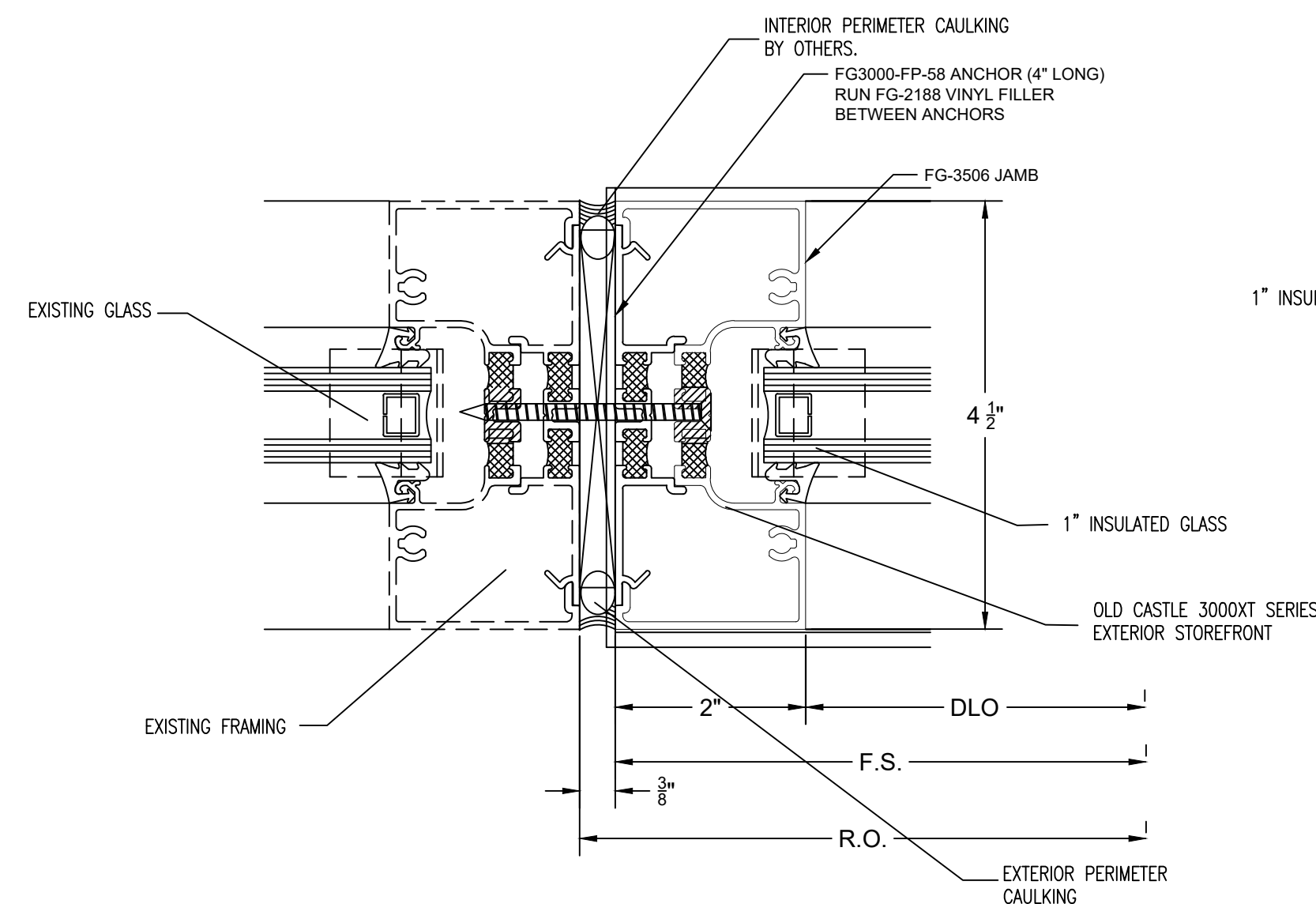
GLASS CONTRACTOR:
NOVA CUSTOM GLASS, INC 7726 LEE HIGHWAY FALLS CHURCH, VA 22042 (703) 560-6682

DRAWING BY:
KS DRAFTING & DESIGN, LLC KYLE SCHNECK HARRISBURG, PA 17110 KYLE@KSDRAFTINGDESIGNLLC.COM (717) 228-7114 KSDRAFTINGDESIGNLLC.COM

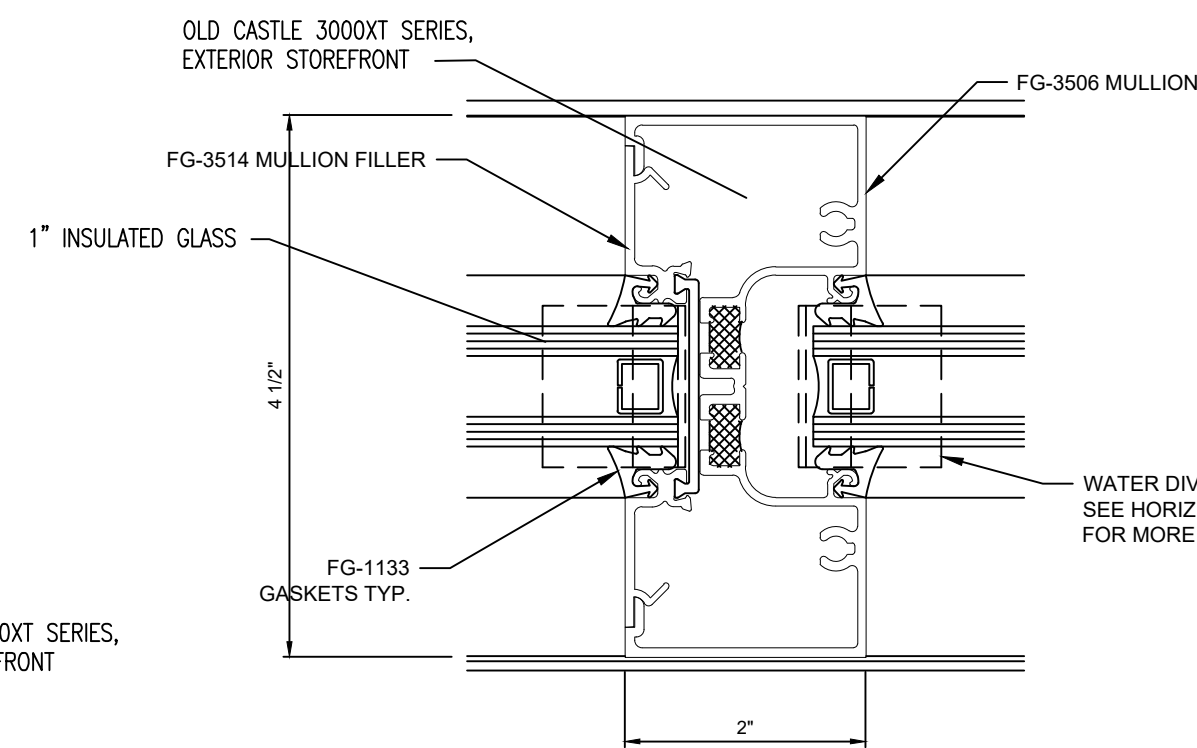
ARCHITECT:
ARCHITECTURAL DESIGN + CONSULTING SERVICES 9677 MAIN STREET, SUITE C FAIRFAX, VA 22031 (703) 956-1420

--

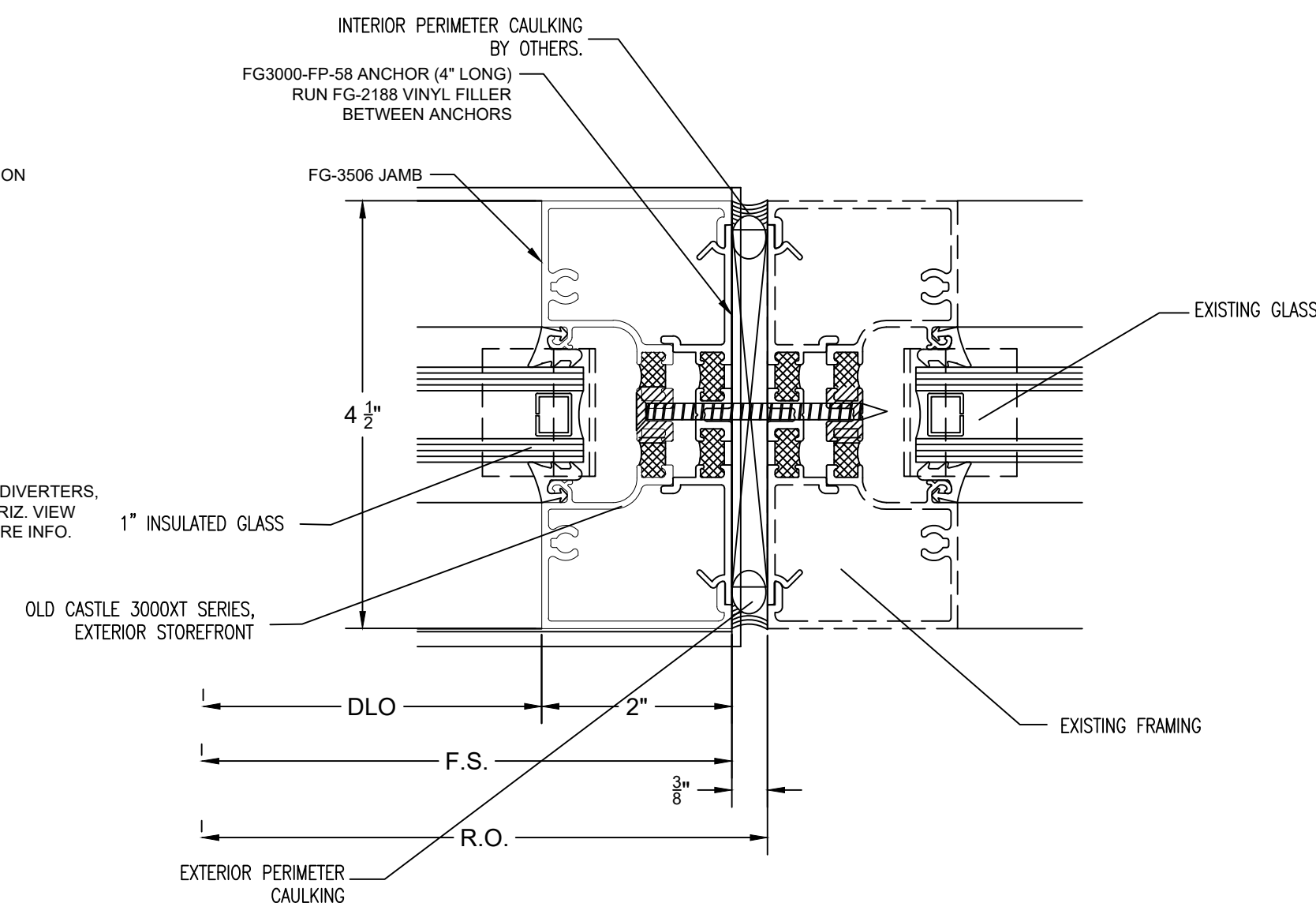
DRAWN BY: KEVIN VERGARA	SHEET:
CHECKED BY: KYLE SCHNECK	400
DATE: 12/21/2020	



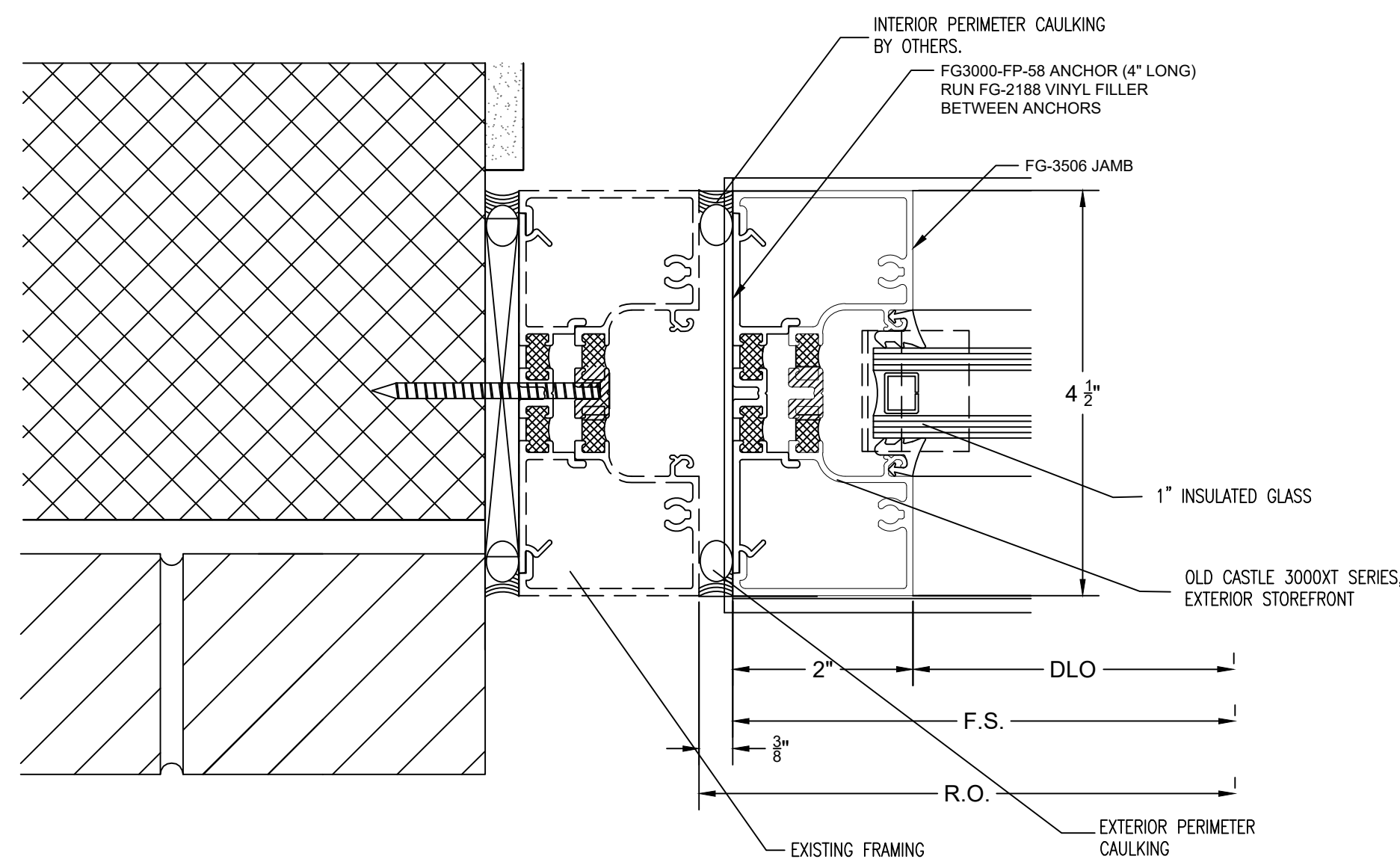
1 PLAN CUT @ JAMB
● OLD CASTLE STOREFRONT



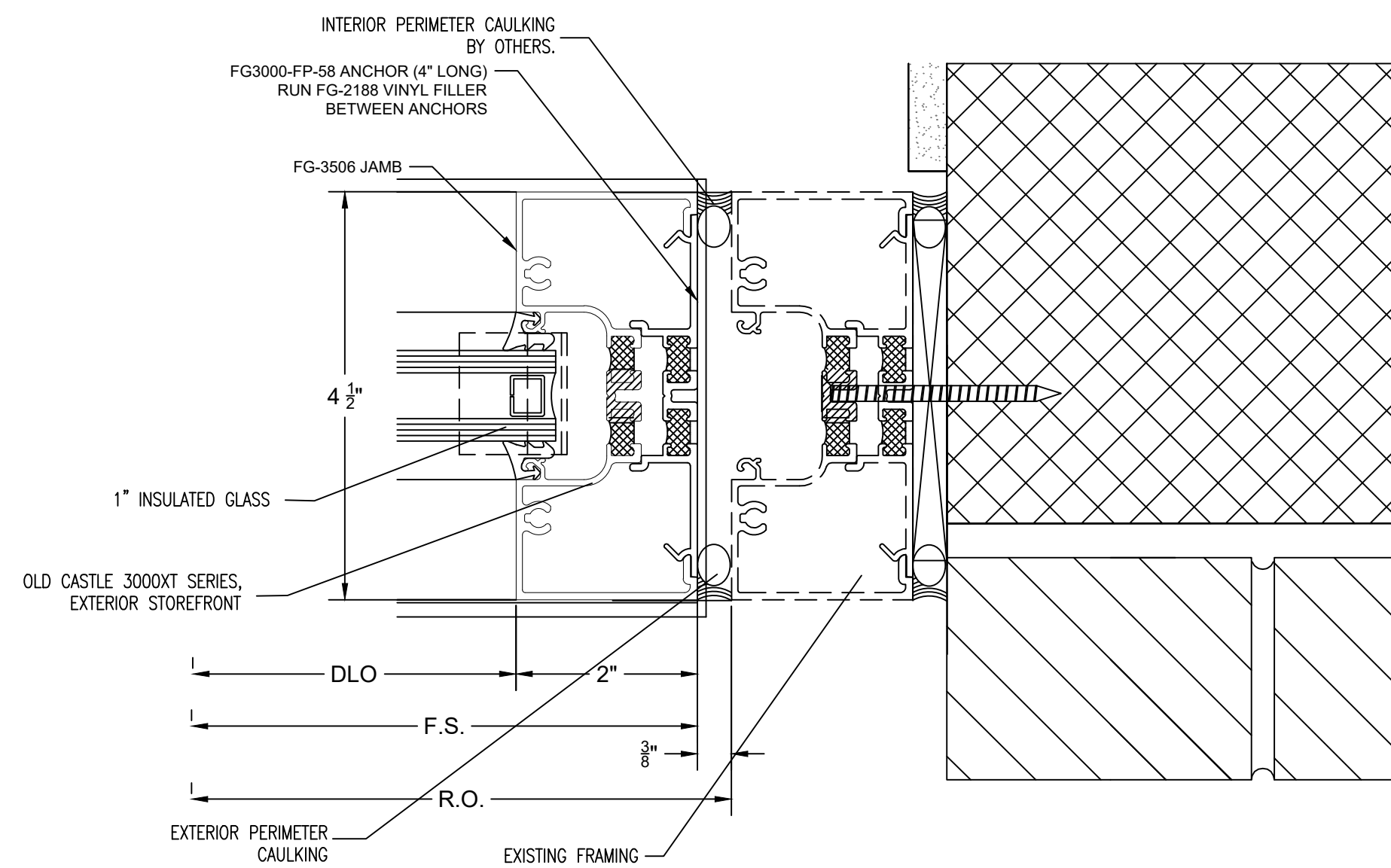
2 PLAN CUT @ VERTICAL
● OLD CASTLE STOREFRONT



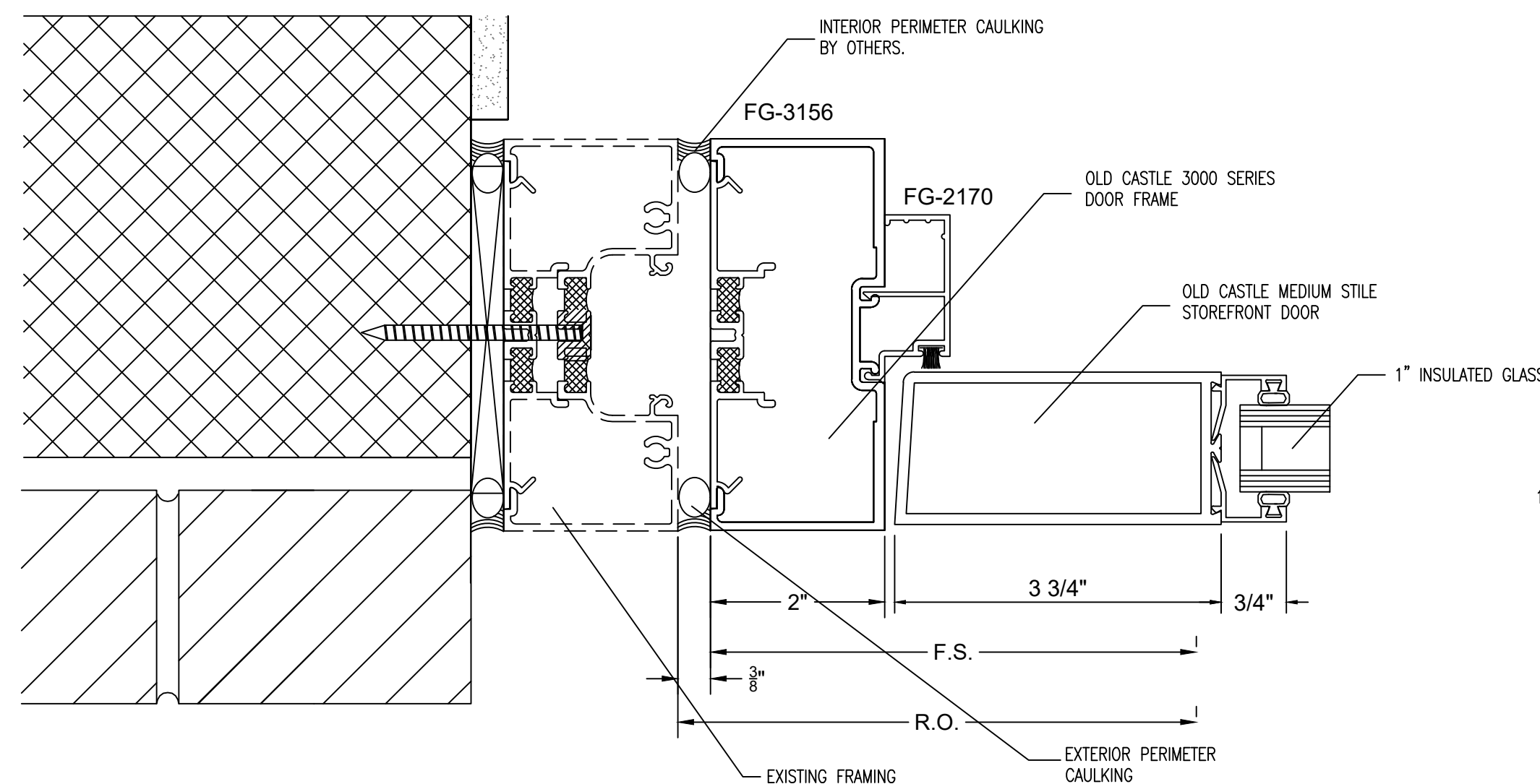
3 PLAN CUT @ JAMB
● OLD CASTLE STOREFRONT



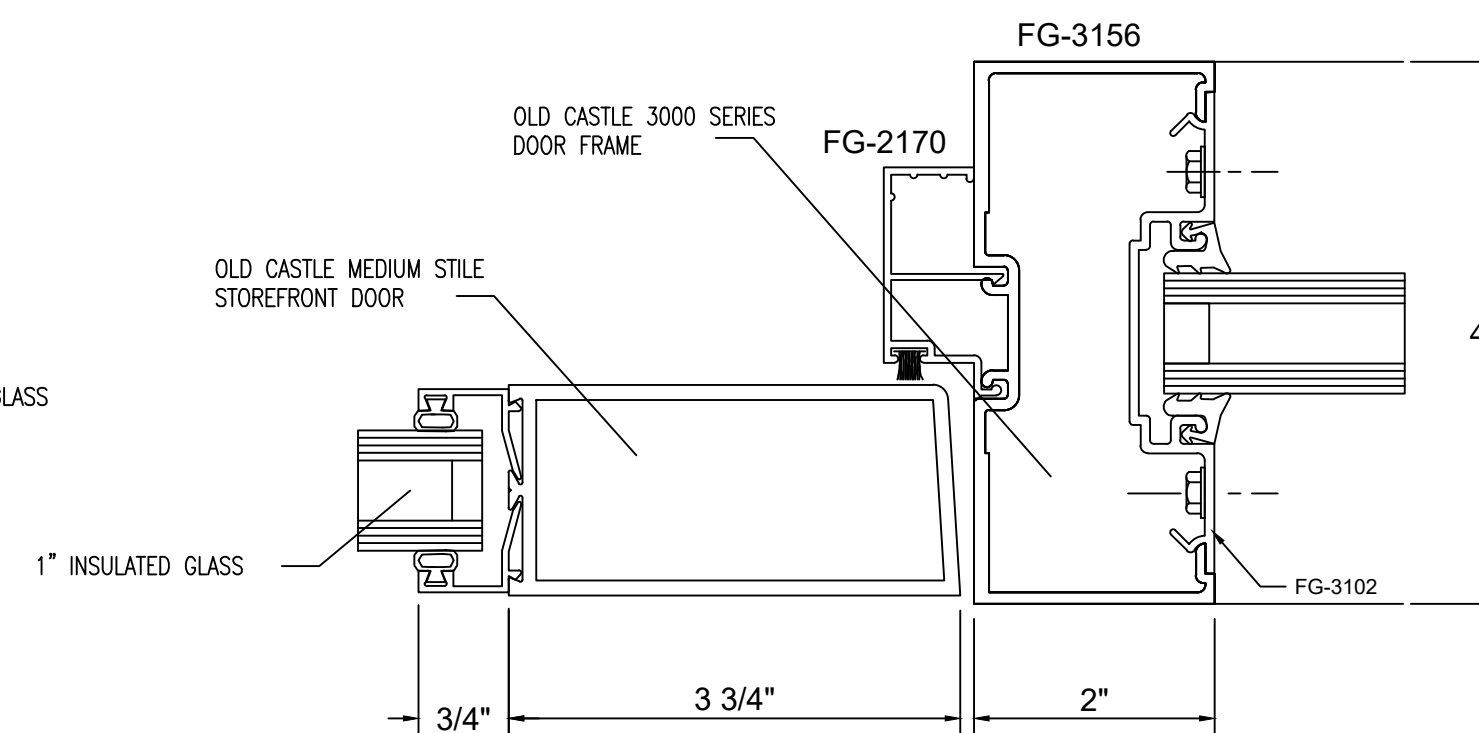
4 PLAN CUT @ JAMB
● OLD CASTLE STOREFRONT



5 PLAN CUT @ JAMB
● OLD CASTLE STOREFRONT



6 PLAN CUT @ DOOR JAMB
● OLD CASTLE STOREFRONT DOOR



7 PLAN CUT @ DOOR JAMB
● OLD CASTLE STOREFRONT DOOR

NO.	REVISION/ISSUED	DATE
1	1ST SUBMITTAL	12/17/2020

PROJECT NAME & LOCATION:
IP & T GROUP

100 MAPLE AVENUE EAST
VIENNA, VA 22182

SHEET TITLE:
DETAILS

GLASS CONTRACTOR:

NOVA CUSTOM GLASS, INC
7726 LEE HIGHWAY
FALLS CHURCH, VA 22042
(703) 560-6682

DRAWING BY:

KS DRAFTING & DESIGN, LLC
KYLE SCHNECK
HARRISBURG, PA 17110
KYLE@KSDRAFTINGDESIGNLLC.COM
(717) 228-7114
KSDRAFTINGDESIGNLLC.COM

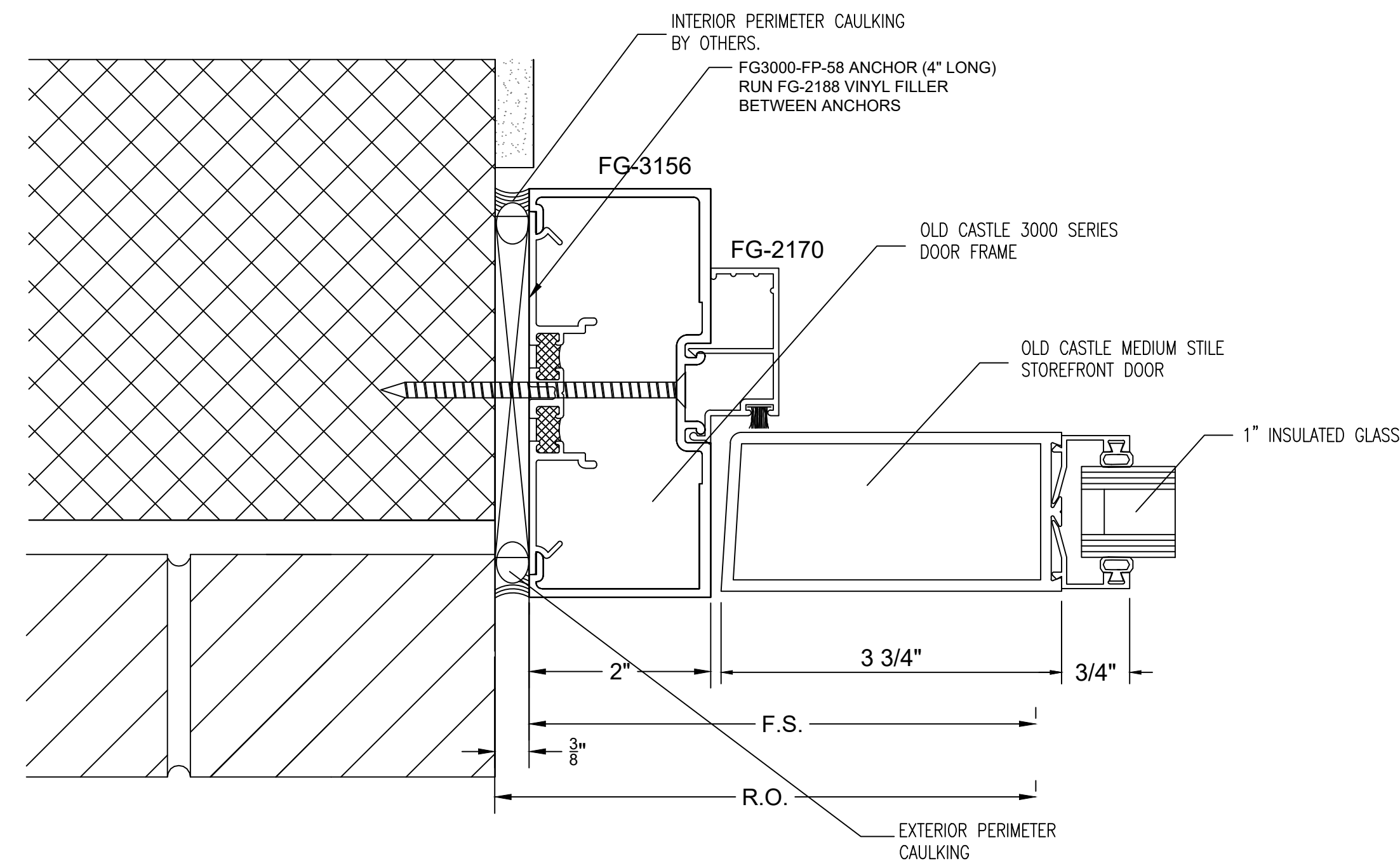
ARCHITECT:

ARCHITECTURAL DESIGN + CONSULTING SERVICES
9677 MAIN STREET, SUITE C
FAIRFAX, VA 22031
(703) 956-1420

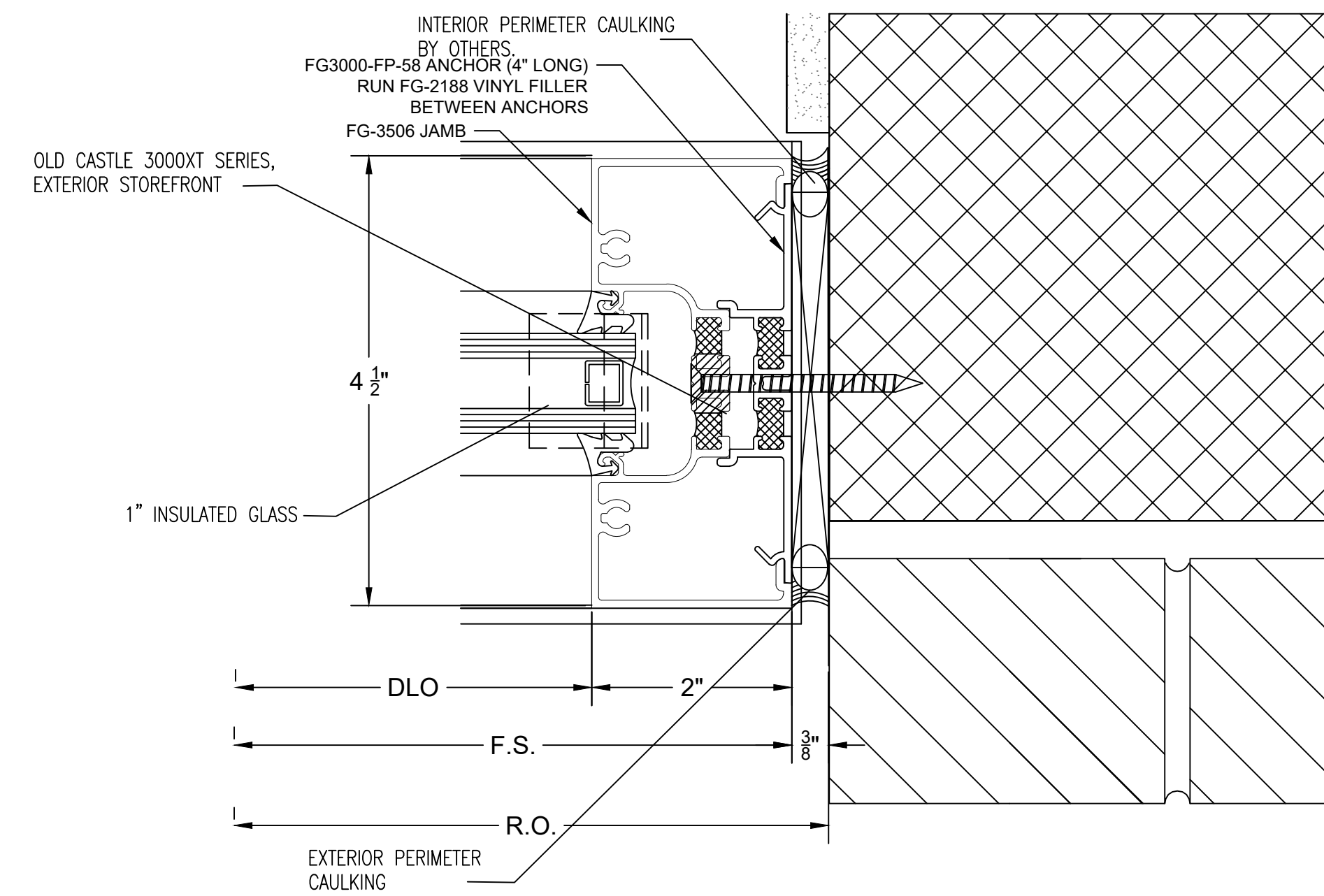
DRAWN BY:
KEVIN VERGARA
CHECKED BY:
KYLE SCHNECK
DATE:
12/21/2020

SHEET:

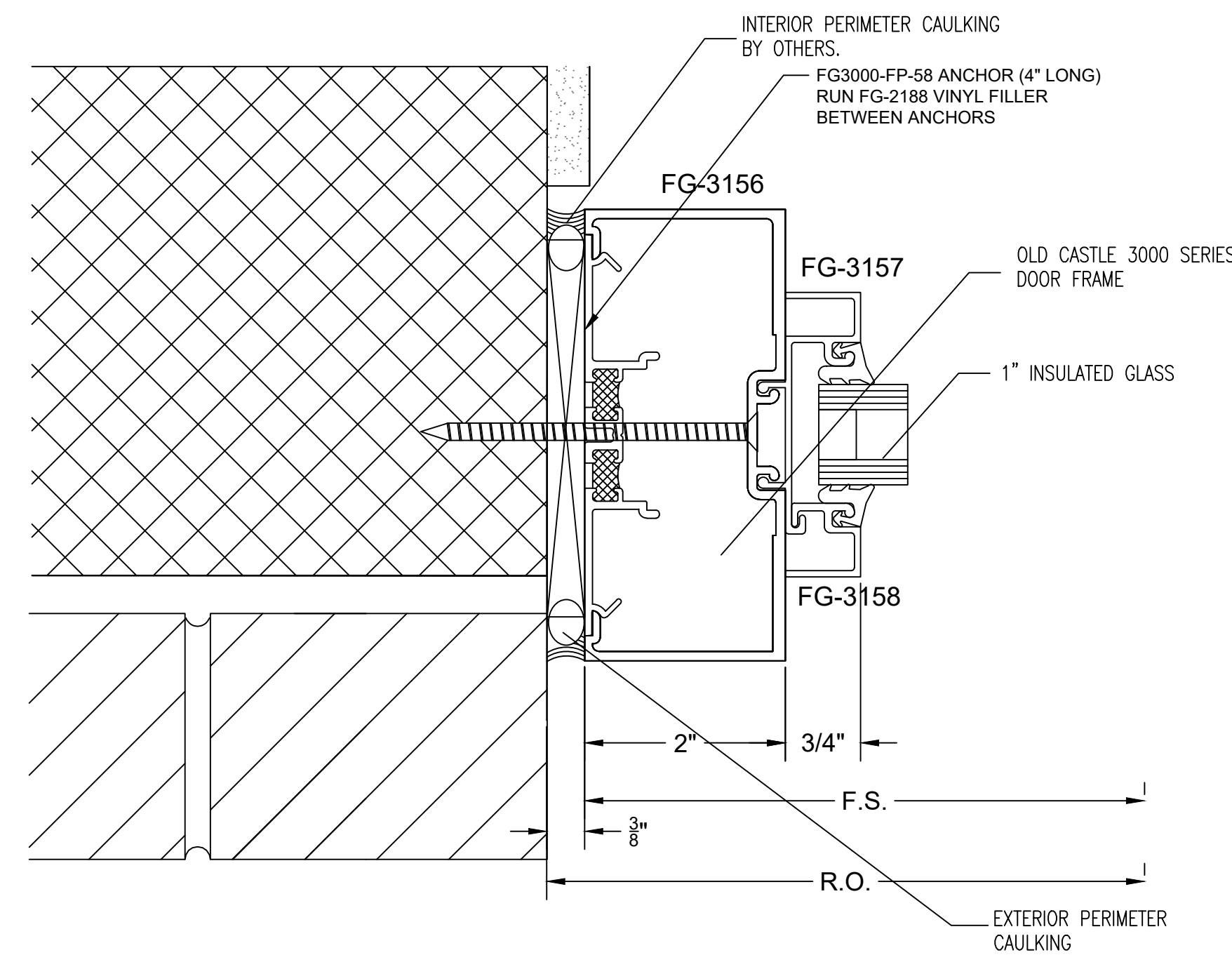
401



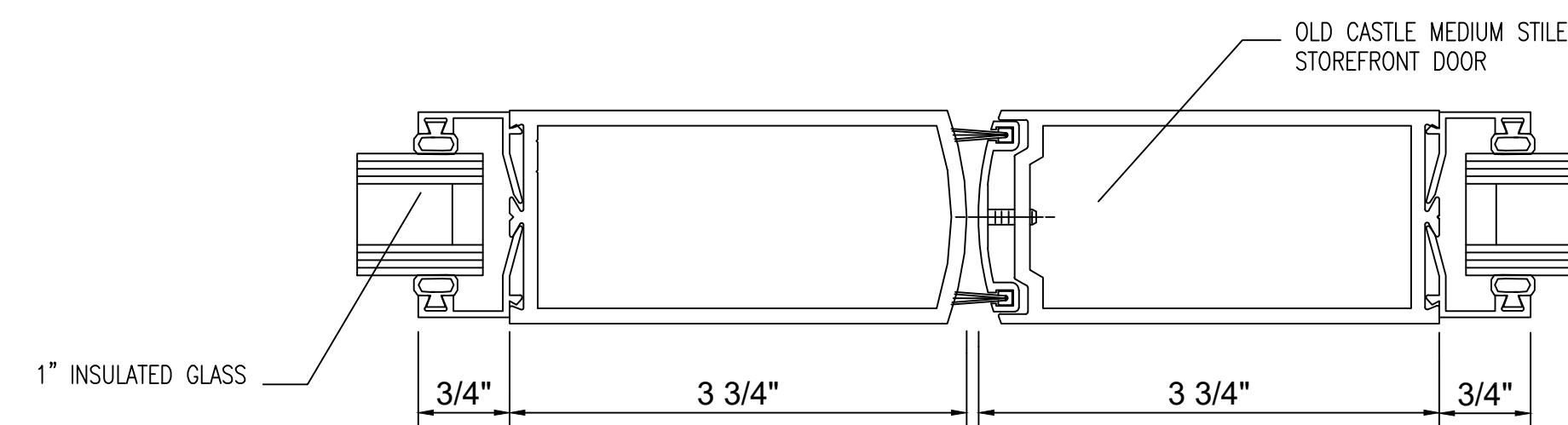
1 PLAN CUT @ DOOR JAMB
 Ⓢ OLD CASTLE DOOR FRAME
 9/A3.4



2 PLAN CUT @ JAMB
 Ⓢ OLD CASTLE STOREFRONT
 3/A3.4



3 PLAN CUT @ TRANSOM JAMB
 Ⓢ OLD CASTLE DOOR FRAME
 9/A3.4



4 PLAN CUT
 Ⓢ MEETING OF DOORS

NO.	REVISION/ISSUED	DATE
1	1ST SUBMITTAL	12/17/2020

PROJECT NAME & LOCATION:
 IP & T GROUP

100 MAPLE AVENUE EAST
 VIENNA, VA 22182

SHEET TITLE:
 DETAILS

GLASS CONTRACTOR:

NOVA CUSTOM GLASS, INC
 7726 LEE HIGHWAY
 FALLS CHURCH, VA 22042
 (703) 560-6682

DRAWING BY:

KS DRAFTING & DESIGN, LLC
 KYLE SCHNECK
 HARRISBURG, PA 17110
 KYLE@KSDRAFTINGDESIGNLLC.COM
 (717) 228-7114
 KSDRAFTINGDESIGNLLC.COM

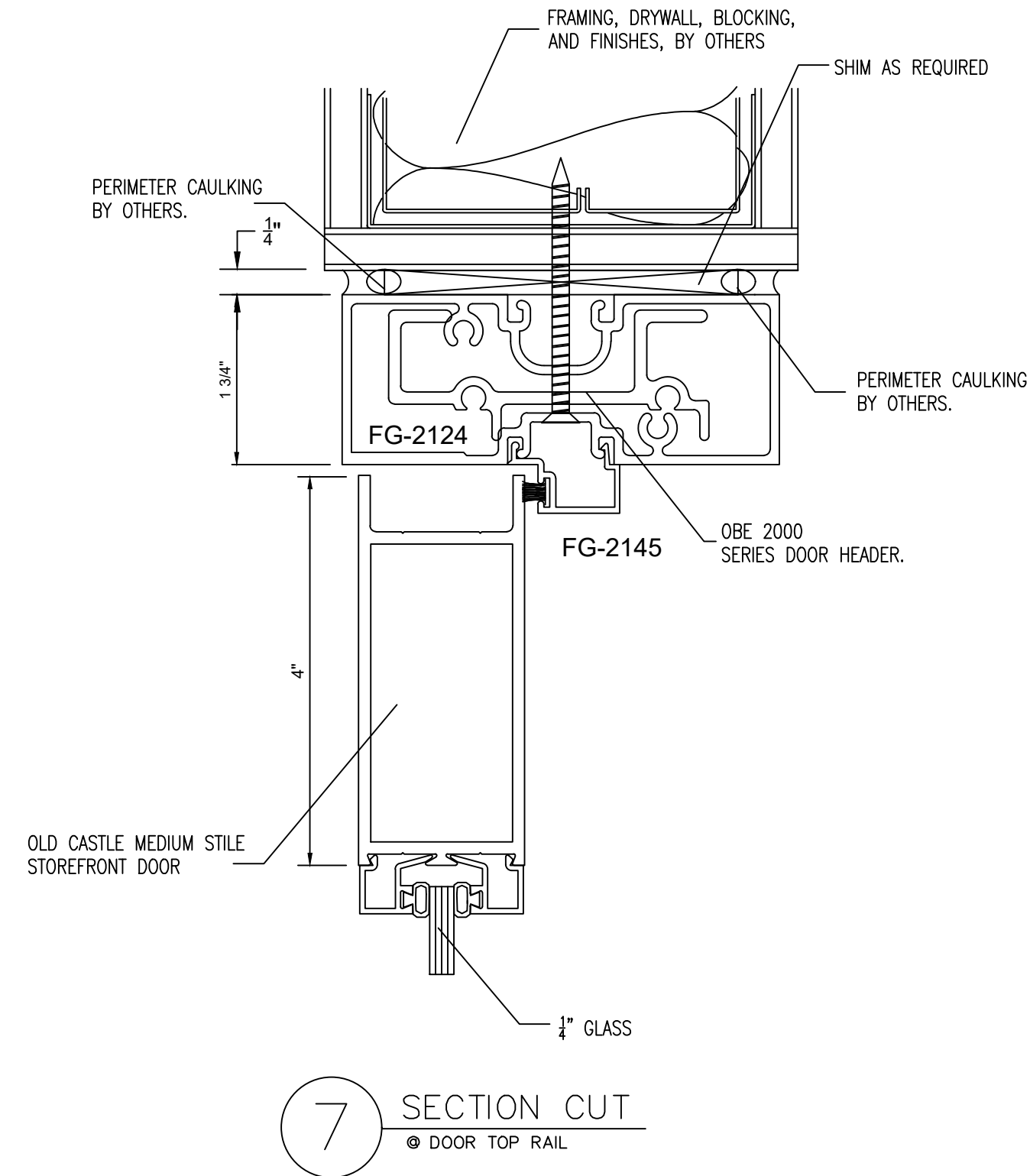
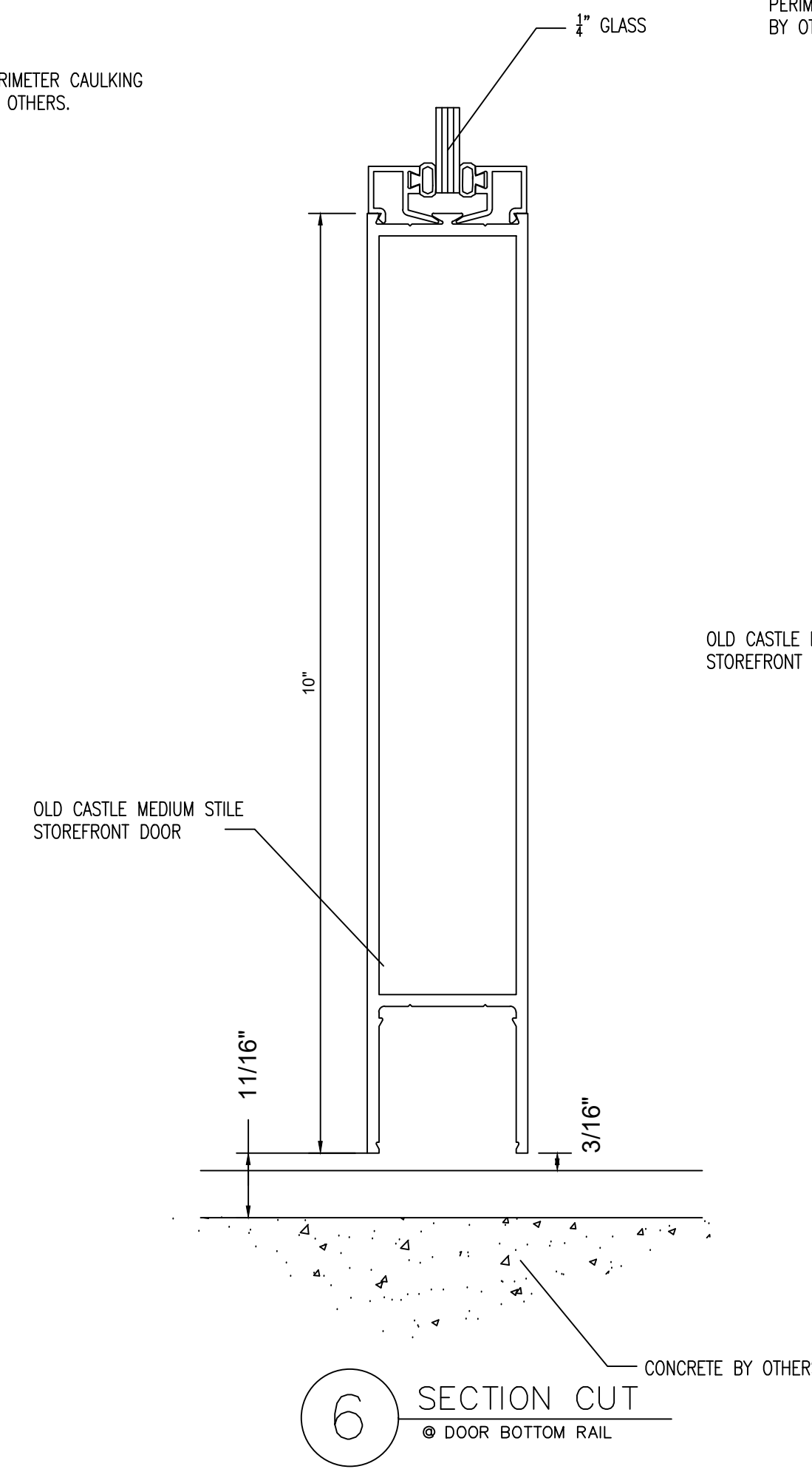
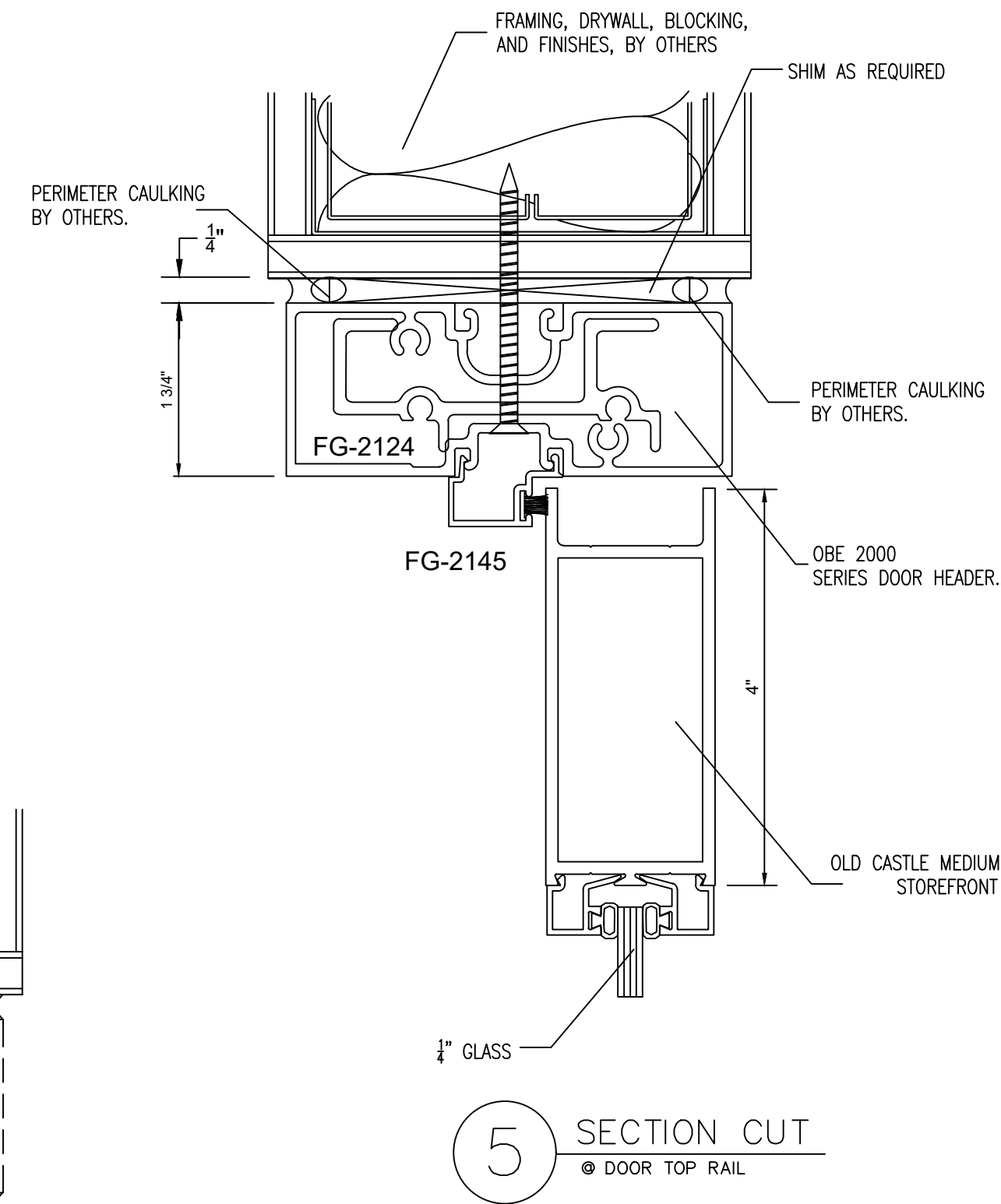
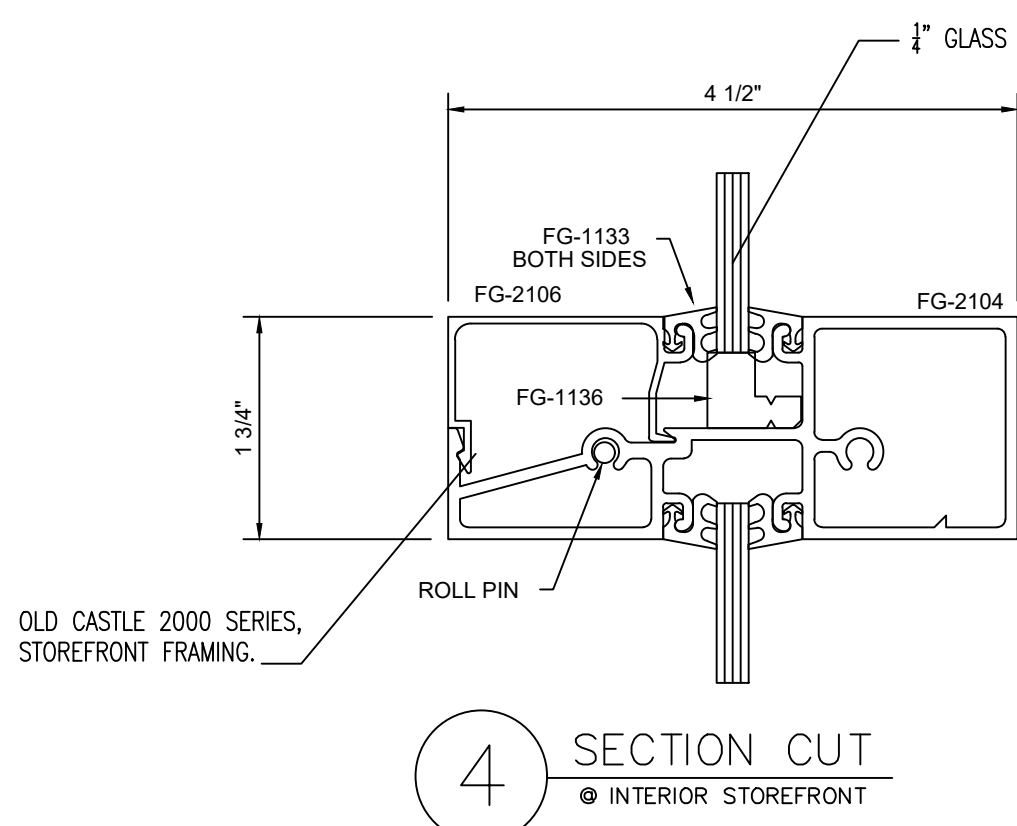
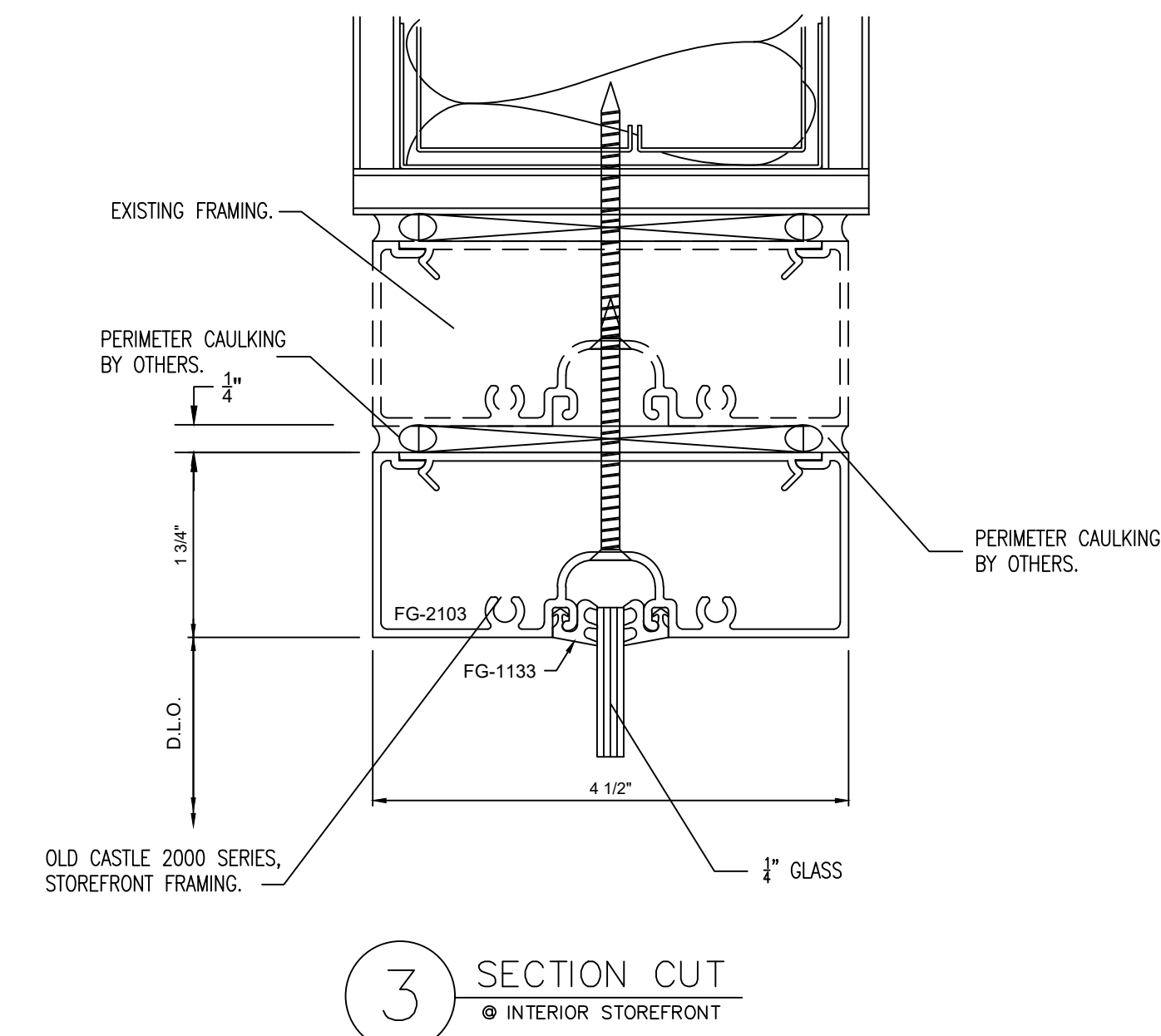
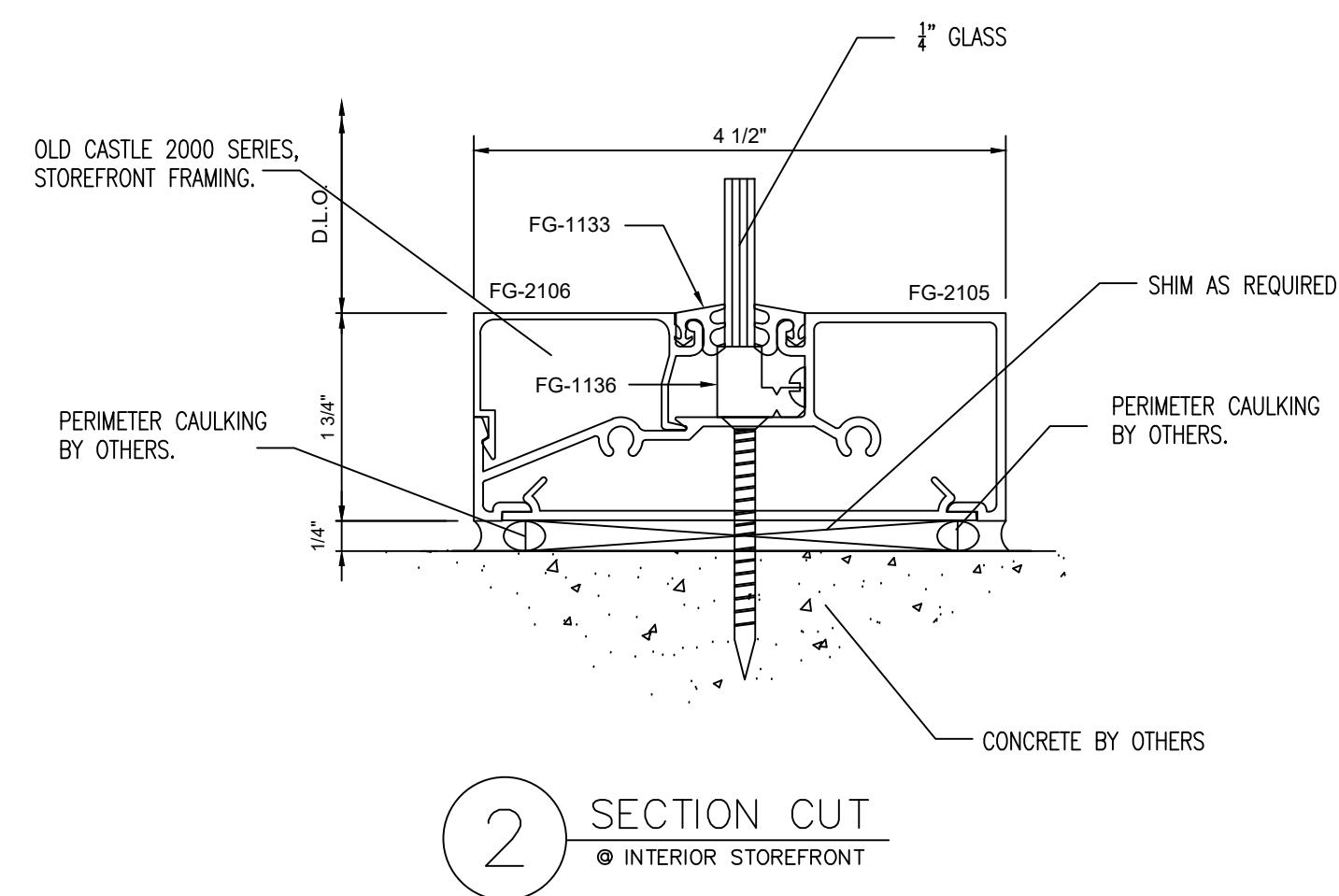
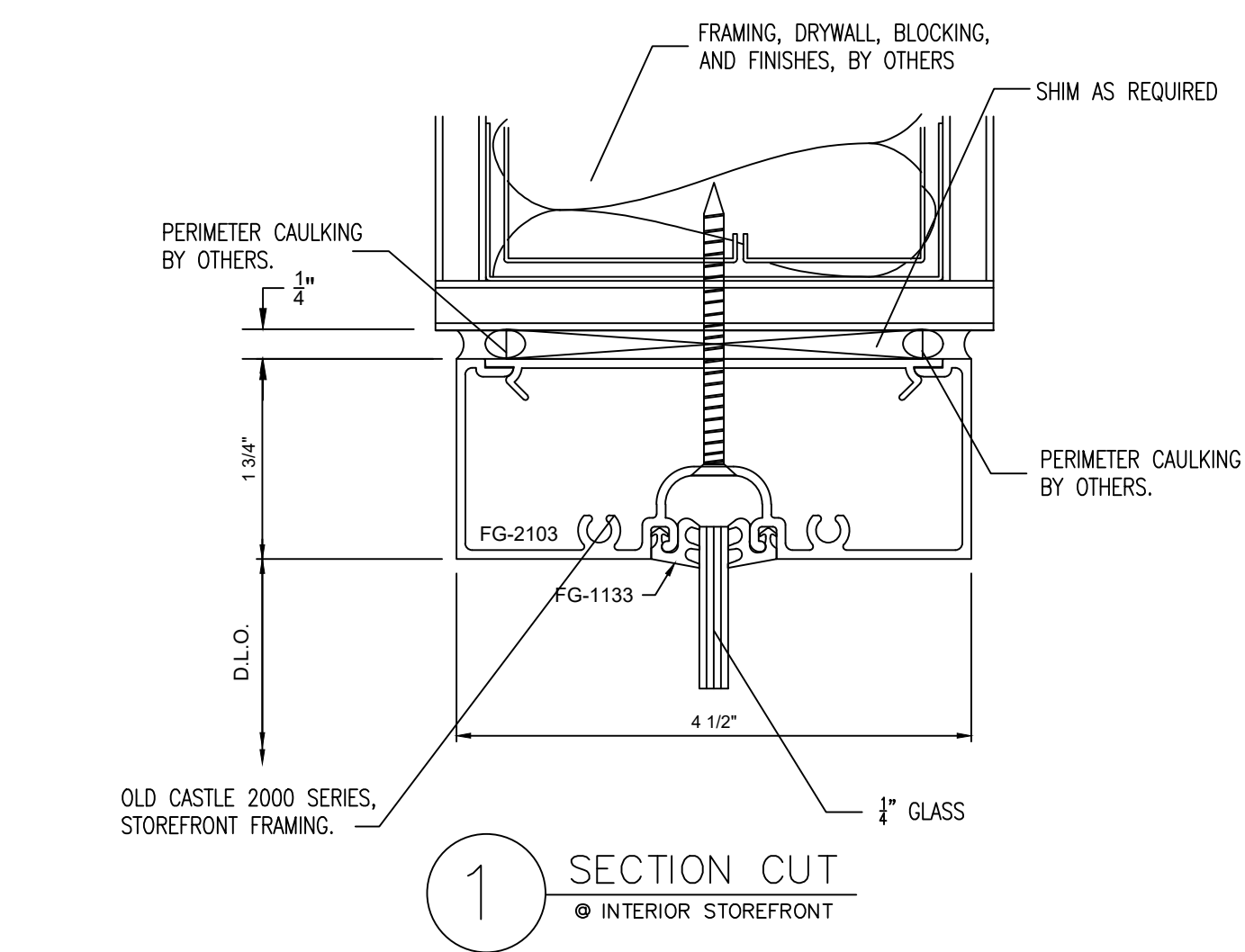
ARCHITECT:

ARCHITECTURAL DESIGN + CONSULTING SERVICES
 9677 MAIN STREET, SUITE C
 FAIRFAX, VA 22031
 (703) 956-1420

DRAWN BY:
 KEVIN VERGARA
 CHECKED BY:
 KYLE SCHNECK
 DATE:
 12/21/2020

SHEET:

402



NO.	REVISION/ISSUED	DATE
1	1ST SUBMITTAL	12/17/2020

PROJECT NAME & LOCATION:
IP & T GROUP

100 MAPLE AVENUE EAST
VIENNA, VA 22182

SHEET TITLE:
DETAILS

GLASS CONTRACTOR:

NOVA CUSTOM GLASS, INC
7726 LEE HIGHWAY
FALLS CHURCH, VA 22042
(703) 560-6682

DRAWING BY:

KS DRAFTING & DESIGN, LLC
KYLE SCHNECK
HARRISBURG, PA 17110
KYLE@KSDRAFTINGDESIGNLLC.COM
(717) 228-7114
KSDRAFTINGDESIGNLLC.COM

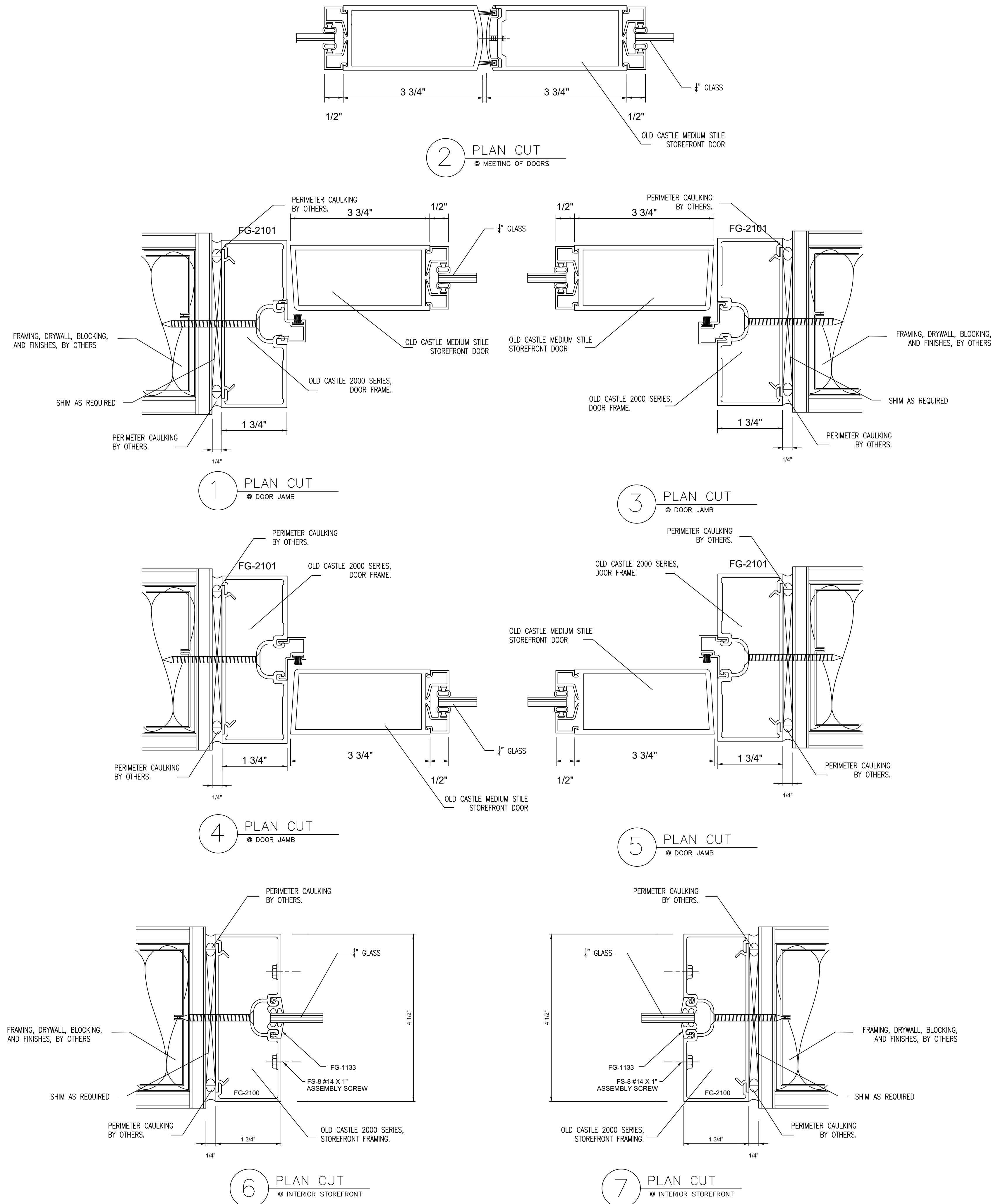
ARCHITECT:

ARCHITECTURAL DESIGN + CONSULTING SERVICES
9677 MAIN STREET, SUITE C
FAIRFAX, VA 22031
(703) 956-1420

DRAWN BY:
KEVIN VERGARA
CHECKED BY:
KYLE SCHNECK
DATE:
12/21/2020

SHEET:

403



NO.	REVISION/ISSUED	DATE
1	1ST SUBMITTAL	12/17/2020

PROJECT NAME & LOCATION:
IP & T GROUP

100 MAPLE AVENUE EAST
VIENNA, VA 22182

SHEET TITLE:
DETAILS

GLASS CONTRACTOR:

NOVA CUSTOM GLASS, INC
7726 LEE HIGHWAY
FALLS CHURCH, VA 22042
(703) 560-6682

DRAWING BY:

KS DRAFTING & DESIGN, LLC
KYLE SCHNECK
HARRISBURG, PA 17110
KYLE@KSDRAFTINGDESIGNLLC.COM
(717) 228-7114
KSDRAFTINGDESIGNLLC.COM

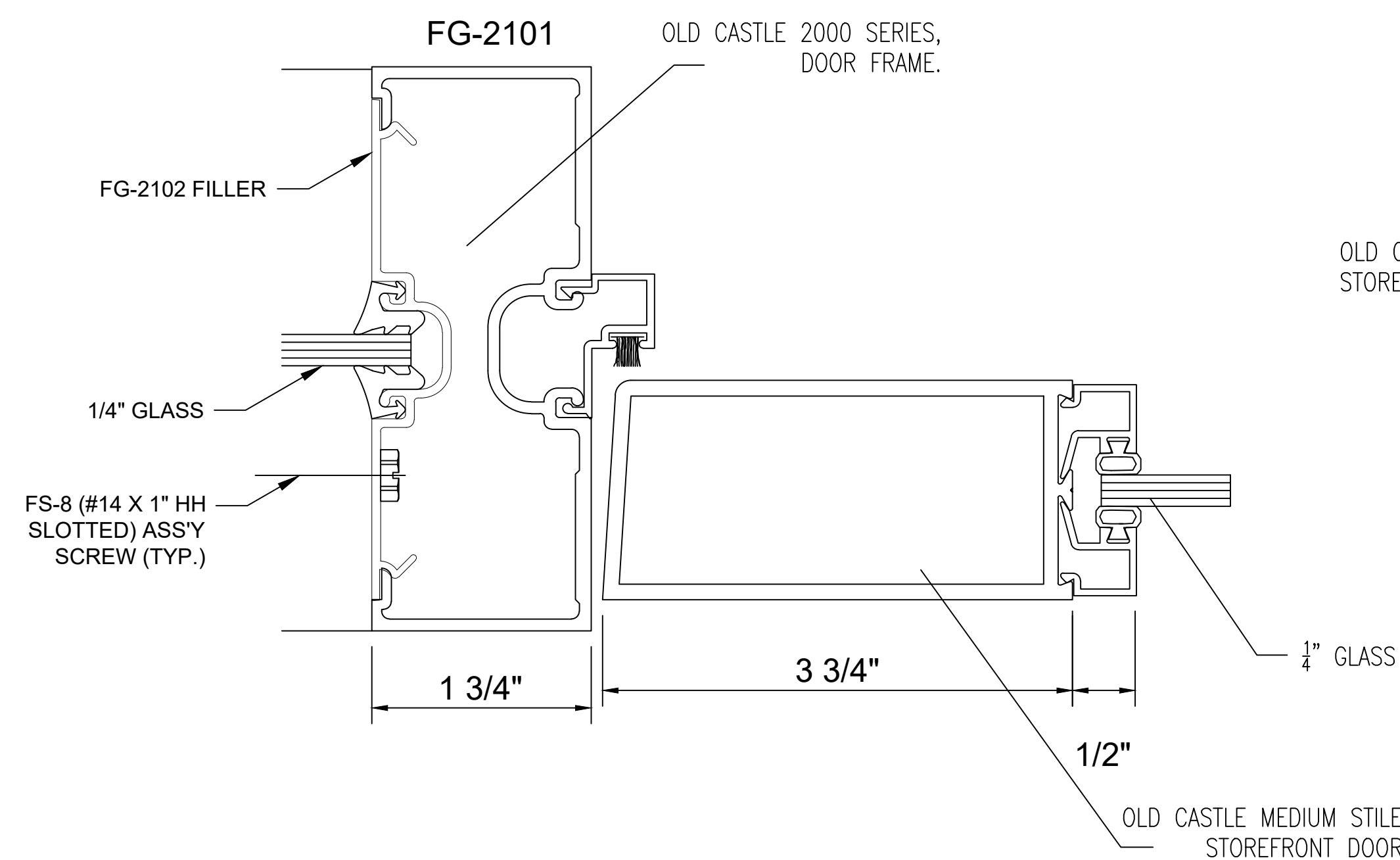
ARCHITECT:

ARCHITECTURAL DESIGN + CONSULTING SERVICES
9677 MAIN STREET, SUITE C
FAIRFAX, VA 22031
(703) 956-1420

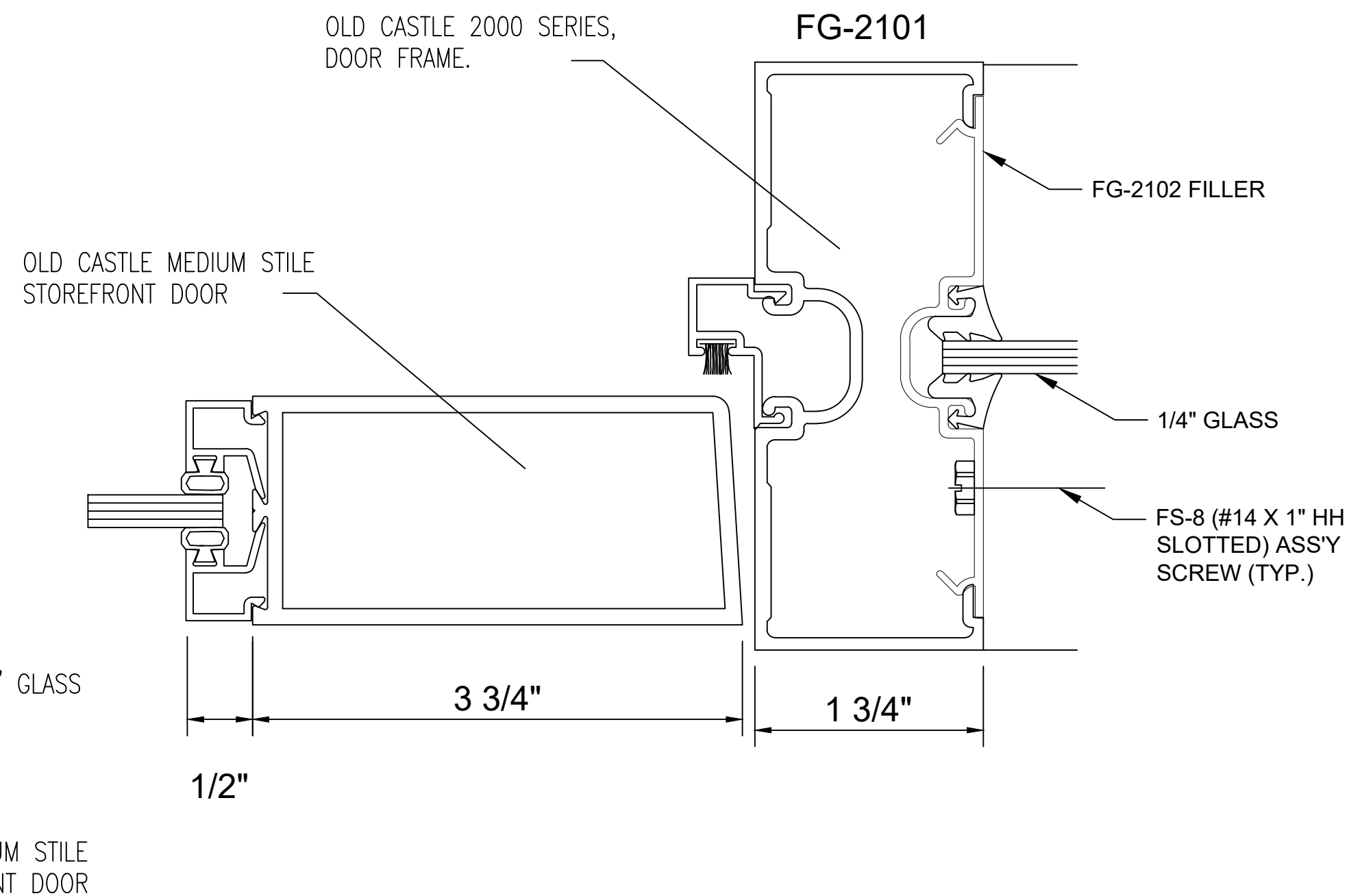
DRAWN BY:
KEVIN VERGARA
CHECKED BY:
KYLE SCHNECK
DATE:
12/21/2020

SHEET:

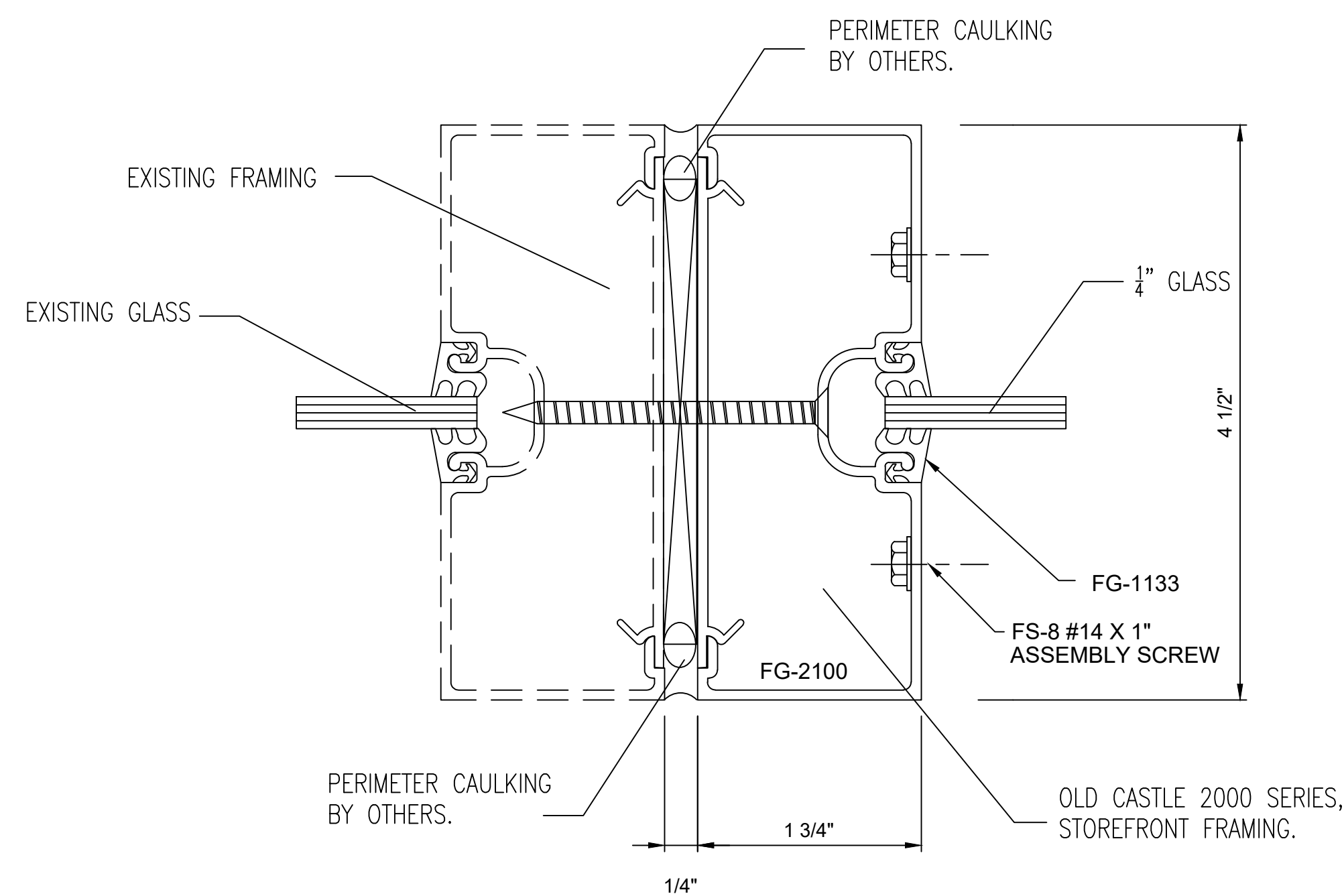
404



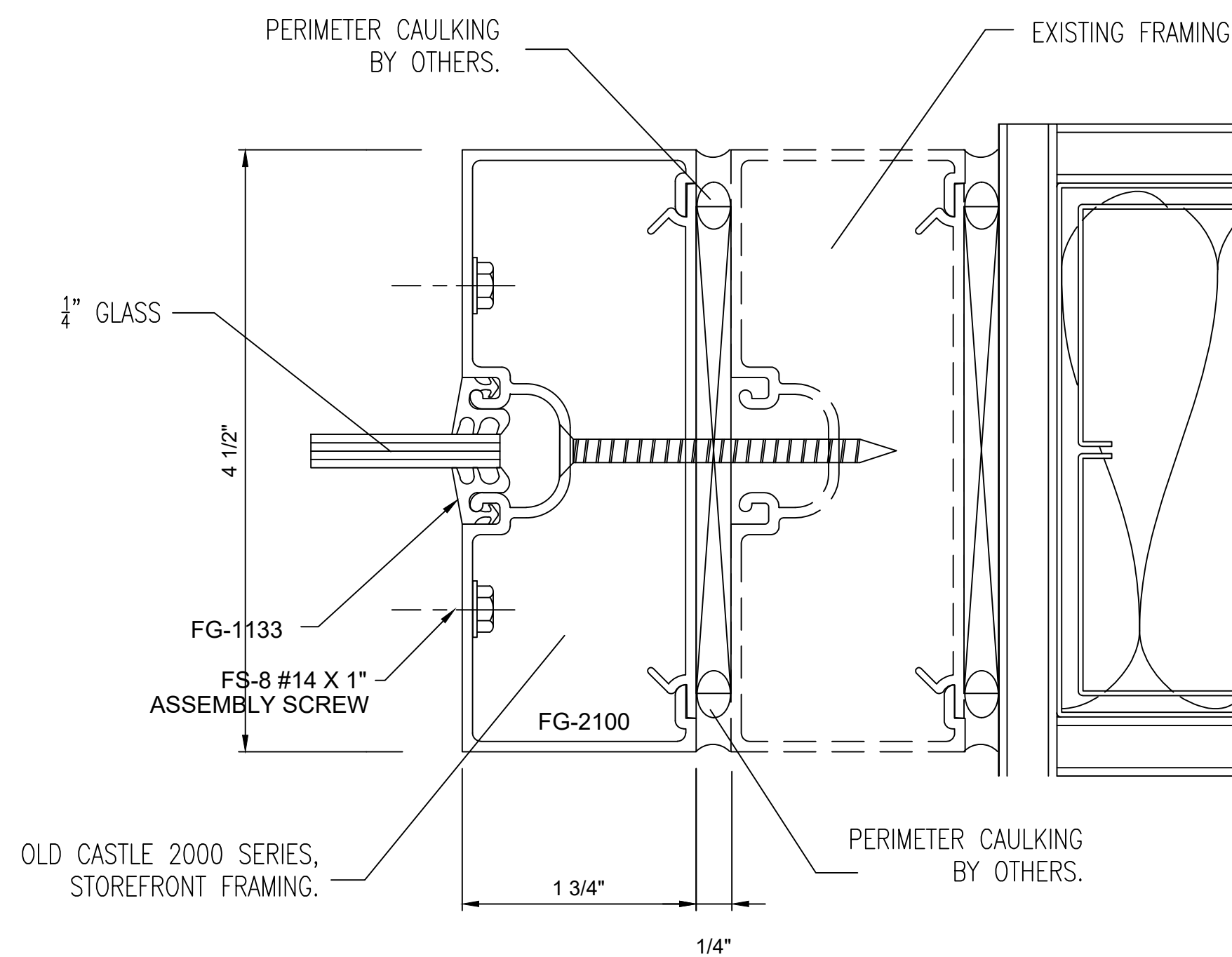
1 PLAN CUT
@ DOOR JAMB



2 PLAN CUT
@ DOOR JAMB



3 PLAN CUT
@ INTERIOR STOREFRONT



4 PLAN CUT
@ INTERIOR STOREFRONT

NO.	REVISION/ISSUED	DATE
1	1ST SUBMITTAL	12/17/2020

PROJECT NAME & LOCATION: IP & T GROUP	100 MAPLE AVENUE EAST VIENNA, VA 22182	SHEET TITLE: DETAILS
--	---	-------------------------

GLASS CONTRACTOR:
NOVA CUSTOM GLASS, INC 7726 LEE HIGHWAY FALLS CHURCH, VA 22042 (703) 560-6682

DRAWING BY:
KS DRAFTING & DESIGN, LLC KYLE SCHNECK HARRISBURG, PA 17110 KYLE@KSDRAFTINGDESIGNLLC.COM (717) 228-7114 KSDRAFTINGDESIGNLLC.COM

ARCHITECT:
ARCHITECTURAL DESIGN + CONSULTING SERVICES 9677 MAIN STREET, SUITE C FAIRFAX, VA 22031 (703) 956-1420

--

DRAWN BY: KEVIN VERGARA	SHEET:
CHECKED BY: KYLE SCHNECK	405
DATE: 12/21/2020	